





## ADAC Kartrennen Mülsen

## KZ2 / Competitor list

#	Driver	Nat	Sponsor Competitor	Nat	Driver-License Com-License	Equipment
4	Kevin Wagner	DEU	TB Racing Team	DEU	11828 38262	Sodi /TM/VEGA
5	Lukas Heim	DEU	ADAC OC Winnenden e.V.	DEU	52611 65216	Mach1 /TM/VEGA
6	Matej Preuss	CZE	Formula K SRP Factory Team	DEU	26AS0210 48701	IPK /TM/VEGA
7	Emanuel Mai	DEU	Solgat Motorsport	DEU	16484 66799	Birelart /TM/VEGA
9	Simon Billman	SWE	Solgat Motorsport	DEU	87167 66799	Birelart /TM/VEGA
10	Viggo Rasmussen	DEU	Kartshop Ampfing	DEU	69185 66030	Birelart /TM/VEGA
11	Julian Bub	DEU	Dörr Motorsport	DEU	48217 65122	KR /IAME/VEGA
12	Iliyan Yankov	BGR	Formula K SRP Factory Team	DEU	BG-26/E-INT 009 48701	IPK /TM/VEGA
13	Alexander Richter	DEU	Alexander Richter	DEU	14437 14437	DR /Modena/VEGA
14	Eric Wess	DEU	Christian Wess	DEU	44964 65002	Birelart /TM/VEGA
15	Morgan Knudsen	DNK	Kartshop Ampfing	DEU	137956 66030	Birelart /TM/VEGA
16	Tim Halver	DEU	CRG Deutschland	DEU	58148 52600	CRG /TM/VEGA
17	Felix Schmidt	DEU	Mach1 Motorsport	DEU	21993 66429	Mach1 /TM/VEGA
19	Luis Esser	DEU	Mach1 Motorsport	DEU	11661 66429	Mach1 /TM/VEGA
22	Carl Luthardt	DEU	Kartshop Ampfing	DEU	37029 66030	Birelart /TM/VEGA
23	Oskar Steinbach	DEU	Kartshop Ampfing	DEU	10217 49535	Birelart /TM/VEGA
24	Noah Kaltenbach	DEU	Solgat Motorsport	DEU	41550 66799	Birelart /TM/VEGA
25	Cemil Bayyati	DEU	Bamberger GmbH	DEU	67757 70041	Lenzokart /TM/VEGA
27	Dino Carlsson	SWE	Solgat Motorsport	DEU	138919 66799	Birelart /TM/VEGA
32	Kevin Lantinga	NLD	TB Racing Team	DEU	42585 38262	Sodi /TM/VEGA
33	Pavel Vimmer	CZE	TB Racing Team	DEU	26AS0709 38262	KR /TM/VEGA
34	Marcel Ernst	DEU	Dörr Motorsport	DEU	34772 65122	KR /IAME/VEGA
35	Moritz Schwing	DEU	Mach1 Motorsport	DEU	68323 66429	Mach1 /TM/VEGA
40	Tim Schott	DEU	TB Racing Team	DEU	50748 38262	Sodi /TM/VEGA
41	Maddox Wirtz	DEU	VDB Kart Racing	DEU	39902 66002	Birelart /TM/VEGA
43	Niko Bognar	DEU	Formula K SRP Factory Team	DEU	65560 48701	IPK /TM Kart/VEGA
46	Jayden Gushiken	DEU	Formula K SRP Factory Team	DEU	48497 48701	IPK /TM/VEGA
50	Khalil Sodah	LTU	Mach1 Motorsport	DEU	2026-ITE/25 66429	Mach1 /TM/VEGA
51	Albin Stureson	SWE	Bamberger GmbH	DEU	91259 70041	Lenzokart /TM/VEGA
58	Marek Skrivan	CZE	TB Racing Team	DEU	26AS0071 38262	Sodi /TM/VEGA
60	Maximilian Eigner	DEU	AMC-Ehingen e.V.	DEU	51935 66521	Mach1 /TM/VEGA
61	Nico Hantke	DEU	VDB Kart Racing	DEU	11673 66002	Birelart /TM/VEGA
64	Marc Gerstenkorn	CHE	Mach1 Motorsport	DEU	375 66429	Mach1 /TM/VEGA
66	Valentin Knoedel	DEU	Formula K SRP Factory Team	DEU	48527 48701	IPK /TM/VEGA
67	Jannik Julius Bernhart	DEU	Jannik Julius Bernhart	DEU	69855 69855	Lenzokart /TM/VEGA
68	Rick Hartmann	DEU	Rick Hartmann	DEU	67247 67247	Henza Kart /TM/VEGA
76	Matthij Vandebroek	DEU	VDB Kart Racing	DEU	11491 66002	Birelart /TM/VEGA
77	Felix Wischlitzki	DEU	RS-Motorsport	DEU	15497 66779	CRG /TM/VEGA
78	Paul Doktor	DEU	CRG Deutschland	DEU	52823 52600	CRG /TM/VEGA
79	Hannes Ehninger	DEU	AMC-Ehingen e.V.	DEU	52576 66521	Mach1 /TM/VEGA
80	Jannik Remmert	DEU	VDB Kart Racing	DEU	19994 66002	Birelart /TM/VEGA
83	Max Hezel	DEU	CV Performance Group X JP Motorsport	DEU	65055 38321	KR /IAME/VEGA
84	Ben Keller	DEU	CV Performance Group X JP Motorsport	DEU	20563 38321	KR /IAME/VEGA
85	Oliver Städtler	DEU	Formula K SRP Factory Team	DEU	65210 48701	IPK /TM/VEGA

ADAC Kartrennen Mülsen

KZ2 / Competitor list

#	Driver	Nat	Sponsor Competitor	Nat	Driver-License Com-License	Equipment
88	Daniel Stell	DEU 	Kartshop Ampfing	DEU 	10858 66030	Birelart /TM/VEGA
90	Maurice Klein	DEU 	Dörr Motorsport	DEU 	49651 65122	KR /IAME/VEGA

AKM Round 1 Mülsen (GER)  
Groups by electronic lotto  
KZ2 Series 1

Number / Count	Start-No / Name
1	(4) Kevin Wagner
2	(5) Lukas Heim
3	(6) Matej Preuss
4	(8) Richard Freudenberger
5	(9) Simon Billman
6	(10) Viggo Rasmussen
7	(11) Julian Bub
8	(12) Iliyan Yankov
9	(14) Eric Wess
10	(17) Felix Schmidt
11	(22) Carl Gustav
12	(25) Cemil Bayyati
13	(32) Kevin Lantinga
14	(34) Marcel Ernst
15	(41) Maddox Wirtz
16	(43) Niko Bognar
17	(46) Jayden Gushiken
18	(58) Marek Skrivan
19	(60) Maximilian Eigner
20	(68) Rick Hartmann
21	(76) Matthy Vandebroek
22	(80) Jannik Remmert
23	(83) Max Hezel
24	(85) Oliver Städtler

Racedirector Camillo RÖßIGER:

Timekeeping Meik Wagner:



Printed: 24.04.2026 18:53

Posted at: h

AKM Round 1 Mülsen (GER)  
Groups by electronic lotto  
KZ2 Series 2

Number / Count	Start-No / Name
1	(7) Emanuel Mai
2	(13) Alexander Richter
3	(15) Morgan Knudsen
4	(16) Tim Halver
5	(19) Luis Esser
6	(23) Oskar Steinbach
7	(24) Noah Kaltenbach
8	(27) Dino Carlsson
9	(33) Pavel Vimmer
10	(35) Moritz Schwing
11	(40) Tim Schott
12	(50) Khalil Sodah
13	(51) Albin Stureson
14	(61) Nico Hantke
15	(64) Marc Gerstenkorn
16	(66) Valentin Knoedel
17	(67) Jannik Julius Bernhart
18	(77) Felix Wischlitzki
19	(78) Paul Doktor
20	(79) Hannes Ehninger
21	(84) Ben Keller
22	(88) Daniel Stell
23	(90) Maurice Klein
24	(98) Magnus Schindler

Racedirector Camillo RÖßIGER:

Timekeeping Meik Wagner:



Printed: 24.04.2026 18:53

Posted at: h

## ADAC Kartrennen Mülsen

## KZ2 / Free Practice Series 1

Track: Arena E Mülsen - 1.315 km

Session Started: 10:20:03

Best Lap by: 85 - Oliver Städtler - 46.680

Rank	#	Driver	Nat	Sponsor Competitor	Nat	Driver-License Com-License	Equipment	laps	Best Lap	Diff	In Lap	Penalty
1	85	Oliver Städtler	DEU	Formula K SRP Factory Team	DEU	65210 48701	IPK /TM/VEGA	7	46.680		7	
2	22	Carl Luthardt	DEU	Kartshop Ampfing	DEU	37029 66030	Birelart /TM/VEGA	9	46.936	0.256	8	
3	32	Kevin Lantinga	NLD	TB Racing Team	DEU	42585 38262	Sodi /TM/VEGA	6	46.999	0.319	6	
4	14	Eric Wess	DEU	Christian Wess	DEU	44964 65002	Birelart /TM/VEGA	6	47.020	0.340	6	
5	58	Marek Skrivan	CZE	TB Racing Team	DEU	26AS0071 38262	Sodi /TM/VEGA	6	47.068	0.388	5	
6	6	Matej Preuss	CZE	Formula K SRP Factory Team	DEU	26AS0210 48701	IPK /TM/VEGA	7	47.316	0.636	7	
7	76	Matthy Vandebroek	DEU	VDB Kart Racing	DEU	11491 66002	Birelart /TM/VEGA	7	47.342	0.662	7	
8	34	Marcel Ernst	DEU	Dörr Motorsport	DEU	34772 65122	KR /IAME/VEGA	7	47.396	0.716	6	
9	43	Niko Bognar	DEU	Formula K SRP Factory Team	DEU	65560 48701	IPK /TM Kart/VEGA	6	47.397	0.717	6	
10	46	Jayden Gushiken	DEU	Formula K SRP Factory Team	DEU	48497 48701	IPK /TM/VEGA	6	47.501	0.821	6	
11	9	Simon Billman	SWE	Solgat Motorsport	DEU	87167 66799	Birelart /TM/VEGA	8	47.502	0.822	7	
12	11	Julian Bub	DEU	Dörr Motorsport	DEU	48217 65122	KR /IAME/VEGA	6	47.564	0.884	5	
13	41	Maddox Wirtz	DEU	VDB Kart Racing	DEU	39902 66002	Birelart /TM/VEGA	8	47.669	0.989	7	
14	5	Lukas Heim	DEU	ADAC OC Winnenden e.V.	DEU	52611 65216	Mach1 /TM/VEGA	9	47.731	1.051	7	
15	68	Rick Hartmann	DEU	Rick Hartmann	DEU	67247 67247	Henza Kart /TM/VEGA	8	47.753	1.073	6	
16	25	Cemil Bayyati	DEU	Bamberger GmbH	DEU	67757 70041	Lenzokart /TM/VEGA	11	47.860	1.180	11	
17	12	Iliyan Yankov	BGR	Formula K SRP Factory Team	DEU	BG-26/E-INT 009 48701	IPK /TM/VEGA	6	47.883	1.203	5	
18	80	Jannik Remmert	DEU	VDB Kart Racing	DEU	19994 66002	Birelart /TM/VEGA	7	47.928	1.248	7	
19	60	Maximilian Eigner	DEU	AMC-Ehingen e.V.	DEU	51935 66521	Mach1 /TM/VEGA	5	48.122	1.442	5	
20	4	Kevin Wagner	DEU	TB Racing Team	DEU	11828 38262	Sodi /TM/VEGA	7	48.167	1.487	4	
21	17	Felix Schmidt	DEU	Mach1 Motorsport	DEU	21993 66429	Mach1 /TM/VEGA	9	48.235	1.555	9	
22	10	Viggo Rasmussen	DEU	Kartshop Ampfing	DEU	69185 66030	Birelart /TM/VEGA	10	48.474	1.794	9	
23	83	Max Hezel	DEU	CV Performance Group X JP Motorsport	DEU	65055 38321	KR /IAME/VEGA	6	50.715	4.035	6	

Timekeeper  
M. WagnerRace Director  
C. RÖßIGER

Page 1/1

These results are provisional until the conclusion of any judicial and technical matters!

K-15802/26

Printed: 25.04.2026 / 10:31

VEGA

# ADAC Kartrennen Mülsen

## KZ2

### Arena E Mülsen 1,315 Km

### Free Practice Series 1

### 25.04.2026 10:20

### Practice (10:00 Time) started at 10:20:03

Lap	Time of Day	Lap Tm	Diff	S1 Tm	S2 Tm	S3 Tm
<b>(85) Oliver Städler</b>						
1	10:25:26.396	<b>3:58.185</b>	+3:11.505	25.539	17.040	18.616
2	10:26:26.734	<b>1:00.338</b>	+13.658	27.744	16.455	16.139
3	10:27:15.209	<b>48.475</b>	+1.795	20.851	14.127	13.497
4	10:28:08.841	<b>53.632</b>	+6.952	20.723	15.220	17.689
5	10:28:56.056	<b>47.215</b>	+0.535	20.177	13.857	13.181
6	10:29:43.010	<b>46.954</b>	+0.274	19.988	13.814	13.152
7	10:30:29.690	<b>46.680</b>		<b>19.900</b>	<b>13.710</b>	<b>13.070</b>

<b>(22) Carl Luthardt</b>						
1	10:23:19.544	<b>56.882</b>	+9.946	24.197	17.162	15.523
2	10:24:16.539	<b>56.995</b>	+10.059	25.002	16.981	15.012
3	10:25:07.027	<b>50.488</b>	+3.552	21.756	14.793	13.939
4	10:25:57.830	<b>50.803</b>	+3.867	22.563	14.701	13.539
5	10:26:45.799	<b>47.969</b>	+1.033	20.383	14.173	13.413
6	10:27:33.294	<b>47.495</b>	+0.559	20.218	13.954	13.323
7	10:28:20.783	<b>47.489</b>	+0.553	20.324	13.910	13.255
8	10:29:07.719	<b>46.936</b>		<b>19.974</b>	<b>13.725</b>	<b>13.237</b>
9	10:29:54.860	<b>47.141</b>	+0.205	20.109	13.808	<b>13.224</b>

<b>(32) Kevin Lantinga</b>						
1	10:26:28.192	<b>1:01.599</b>	+14.600	27.862	16.349	17.388
2	10:27:16.720	<b>48.528</b>	+1.529	20.815	14.281	13.432
3	10:28:05.997	<b>49.277</b>	+2.278	20.580	14.232	14.465
4	10:28:53.224	<b>47.227</b>	+0.228	20.128	13.886	13.213
5	10:29:40.401	<b>47.177</b>	+0.178	20.169	13.841	13.167
6	10:30:27.400	<b>46.999</b>		<b>20.085</b>	<b>13.810</b>	<b>13.104</b>

<b>(14) Eric Wess</b>						
1	10:26:07.073	<b>49.684</b>	+2.664	21.523	14.653	13.508
2	10:26:55.432	<b>48.359</b>	+1.339	20.877	14.109	13.373
3	10:27:42.946	<b>47.514</b>	+0.494	20.391	13.831	13.292
4	10:28:30.112	<b>47.166</b>	+0.146	20.207	13.743	<b>13.216</b>
5	10:29:17.312	<b>47.200</b>	+0.180	20.093	13.844	13.263
6	10:30:04.332	<b>47.020</b>		<b>19.979</b>	<b>13.736</b>	13.305

<b>(58) Marek Skrivan</b>						
1	10:26:08.937	<b>50.471</b>	+3.403	22.198	14.717	13.556
2	10:26:56.732	<b>47.795</b>	+0.727	20.371	14.215	13.209
3	10:27:44.950	<b>48.218</b>	+1.150	20.747	14.092	13.379
4	10:28:32.342	<b>47.392</b>	+0.324	<b>19.984</b>	13.912	13.496
5	10:29:19.410	<b>47.068</b>		20.089	13.782	<b>13.197</b>
6	10:30:06.516	<b>47.106</b>	+0.038	20.049	<b>13.759</b>	13.298

<b>(6) Matej Preuss</b>						
1	10:25:42.615	<b>4:04.944</b>	+3:17.628	26.308	18.311	18.342
2	10:26:37.918	<b>55.303</b>	+7.987	24.535	15.940	14.828
3	10:27:27.387	<b>49.469</b>	+2.153	21.460	13.647	13.647
4	10:28:16.922	<b>49.535</b>	+2.219	21.477	14.074	13.984
5	10:29:04.983	<b>48.061</b>	+0.745	20.689	14.005	13.367
6	10:29:52.469	<b>47.486</b>	+0.170	20.214	13.928	13.344
7	10:30:39.785	<b>47.316</b>		<b>20.162</b>	<b>13.841</b>	<b>13.313</b>

<b>(76) Matthy Vandebroek</b>						
1	10:25:40.460	<b>50.603</b>	+3.261	21.392	14.714	14.497
2	10:26:28.881	<b>48.421</b>	+1.079	20.742	14.235	13.444
3	10:27:17.383	<b>48.502</b>	+1.160	20.926	14.186	13.390
4	10:28:05.135	<b>47.752</b>	+0.410	20.213	14.049	13.490
5	10:28:52.682	<b>47.547</b>	+0.205	20.141	14.086	13.320
6	10:29:41.817	<b>49.135</b>	+1.793	21.846	13.994	<b>13.295</b>
7	10:30:29.159	<b>47.342</b>		<b>20.132</b>	<b>13.845</b>	13.365

<b>(34) Marcel Ernst</b>						
1	10:25:20.097	<b>54.629</b>	+7.233	24.942	15.537	14.150
2	10:26:09.189	<b>49.092</b>	+1.696	21.121	14.517	13.454
3	10:26:57.161	<b>47.972</b>	+0.576	20.558	14.122	<b>13.292</b>
4	10:27:45.139	<b>47.978</b>	+0.582	20.620	14.044	13.314
5	10:28:32.706	<b>47.567</b>	+0.171	20.373	13.893	13.301
6	10:29:20.102	<b>47.396</b>		<b>20.205</b>	<b>13.877</b>	13.314
7	10:30:07.792	<b>47.690</b>	+0.294	20.310	13.992	13.388

<b>(43) Niko Bogнар</b>						
1	10:26:21.000	<b>52.127</b>	+4.730	23.952	14.723	13.452

Lap	Time of Day	Lap Tm	Diff	S1 Tm	S2 Tm	S3 Tm
2	10:27:10.078	<b>49.078</b>	+1.681	21.169	14.482	13.427
3	10:27:59.132	<b>49.054</b>	+1.657	21.589	14.124	13.341
4	10:28:46.645	<b>47.513</b>	+0.116	20.167	14.007	13.339
5	10:29:34.118	<b>47.473</b>	+0.076	20.147	<b>13.994</b>	13.332
6	10:30:21.515	<b>47.397</b>		<b>20.082</b>	14.018	<b>13.297</b>

<b>(46) Jayden Gushiken</b>						
1	10:26:28.163	<b>56.136</b>	+8.635	24.223	16.276	15.637
2	10:27:20.997	<b>52.834</b>	+5.333	22.407	15.720	14.707
3	10:28:16.634	<b>55.637</b>	+8.136	25.317	15.275	15.045
4	10:29:05.308	<b>48.674</b>	+1.173	21.310	14.042	13.322
5	10:29:52.955	<b>47.647</b>	+0.146	20.443	13.908	13.296
6	10:30:40.456	<b>47.501</b>		<b>20.328</b>	<b>13.893</b>	<b>13.280</b>

<b>(9) Simon Billman</b>						
1	10:24:30.832	<b>52.424</b>	+4.922	23.864	14.885	13.675
2	10:25:22.899	<b>52.067</b>	+4.565	21.690	16.060	14.317
3	10:26:10.961	<b>48.062</b>	+0.560	20.466	14.160	13.436
4	10:26:58.689	<b>47.728</b>	+0.226	20.312	14.130	<b>13.286</b>
5	10:27:46.467	<b>47.778</b>	+0.276	20.148	14.334	13.296
6	10:28:33.997	<b>47.530</b>	+0.028	20.249	<b>13.981</b>	13.300
7	10:29:21.499	<b>47.502</b>		<b>20.136</b>	14.016	13.350
8	10:30:09.732	<b>48.233</b>	+0.731	20.893	13.983	13.357

<b>(11) Julian Bub</b>						
1	10:26:18.115	<b>51.891</b>	+4.327	22.777	15.228	13.886
2	10:27:07.103	<b>48.988</b>	+1.424	21.203	14.359	13.426
3	10:27:54.784	<b>47.681</b>	+0.117	20.429	13.960	<b>13.292</b>
4	10:28:42.374	<b>47.590</b>	+0.026	20.306	<b>13.921</b>	13.363
5	10:29:29.938	<b>47.564</b>		20.264	13.985	13.315
6	10:30:17.661	<b>47.723</b>	+0.159	<b>20.204</b>	14.176	13.343

<b>(41) Maddox Wirtz</b>						
1	10:24:46.080	<b>49.426</b>	+1.757	21.651	14.375	13.400
2	10:25:34.043	<b>47.963</b>	+0.294	20.472	14.180	<b>13.311</b>
3	10:26:22.527	<b>48.484</b>	+0.815	20.292	14.766	13.426
4	10:27:10.731	<b>48.204</b>	+0.535	20.457	14.154	13.593
5	10:28:03.608	<b>52.877</b>	+5.208	23.802	15.353	13.722
6	10:28:51.420	<b>47.812</b>	+0.143	20.412	14.067	13.333
7	10:29:39.089	<b>47.669</b>		<b>20.232</b>	<b>14.062</b>	13.375
8	10:30:27.267	<b>48.178</b>	+0.509	20.784	14.082	13.312

<b>(5) Lukas Heim</b>						
1	10:23:40.193	<b>51.835</b>	+4.104	23.173	14.695	13.967
2	10:24:29.689	<b>49.496</b>	+1.765	21.185	14.418	13.893
3	10:25:20.883	<b>51.194</b>	+3.463	22.197	15.193	13.804
4	10:26:09.478	<b>48.595</b>	+0.864	20.831	14.328	13.436
5	10:26:57.585	<b>48.107</b>	+0.376	20.518	14.123	13.466
6	10:27:45.622	<b>48.037</b>	+0.306	20.475	14.154	<b>13.408</b>
7	10:28:33.353	<b>47.731</b>		<b>20.292</b>	<b>13.994</b>	13.445
8	10:29:21.365	<b>48.012</b>	+0.281	20.497	14.009	13.506
9	10:30:10.109	<b>48.744</b>	+1.013	21.195	14.100	13.449

<b>(68) Rick Hartmann</b>						
1	10:24:46.941	<b>49.896</b>	+2.143	21.713	14.417	13.766
2	10:25:35.310	<b>48.369</b>	+0.616	20.527	14.440	13.402
3	10:26:24.155	<b>48.845</b>	+1.092	20.713	14.633	13.499
4	10:27:12.211	<b>48.056</b>	+0.303	20.427	14.248	13.381
5	10:28:03.785	<b>51.574</b>	+3.821	22.522	15.350	13.702
6	10:28:51.538	<b>47.753</b>		20.331	<b>14.133</b>	<b>13.289</b>
7	10:29:39.365	<b>47.827</b>	+0.074	20.325	14.154	13.348
8	10:30:27.177	<b>47.812</b>	+0.059	<b>20.216</b>	14.141	13.455

<b>(25) Cemil Bayyati</b>						
1	10:22:40.567	<b>55.526</b>	+7.666	25.383	15.464	14.679
2	10:23:30.542	<b>49.975</b>	+2.115	21.901	14.465	13.609
3	10:24:20.708	<b>50.166</b>	+2.306	21.185	14.692	14.289
4	10:25:09.422	<b>48.714</b>	+0.854	21.080	14.142	<b>13.492</b>
5	10:25:57.980	<b>48.558</b>	+0.698	20.473	14.559	13.526
6	10:26:46.145	<b>48.165</b>	+0.305	20.452	14.195	13.518
7	10:27:34.154	<b>48.009</b>	+0.149	20.564	<b>13.948</b>	13.497
8	10:28:23.634	<b>49.480</b>	+1.620	20.729	14.616	14.135
9	10:29:11.506	<b>47.872</b>	+0.012	<b>20.306</b>	14.012	13.554
10	10:29:59.402	<b>47.896</b>	+0.036	20.433	13.966	13.497

# ADAC Kartrennen Mülsen

KZ2

Arena E Mülsen 1,315 Km

Free Practice Series 1

25.04.2026 10:20

Practice (10:00 Time) started at 10:20:03

Lap	Time of Day	Lap Tm	Diff	S1 Tm	S2 Tm	S3 Tm	Lap	Time of Day	Lap Tm	Diff	S1 Tm	S2 Tm	S3 Tm
11	10:30:47.262	<b>47.860</b>		20.355	13.956	13.549							
<b>(12) Iliyan Yankov</b>													
1	10:26:22.480	<b>55.639</b>	+7.756	27.183	14.912	13.544							
2	10:27:11.595	<b>49.115</b>	+1.232	20.832	14.296	13.987							
3	10:28:04.542	<b>52.947</b>	+5.064	21.732	15.874	15.341							
4	10:28:52.428	<b>47.886</b>	+0.003	20.480	<b>14.021</b>	<b>13.385</b>							
5	10:29:40.311	<b>47.883</b>		<b>20.407</b>	14.080	13.396							
6	10:30:28.519	<b>48.208</b>	+0.325	20.517	14.230	13.461							
<b>(80) Jannik Remmert</b>													
1	10:25:17.496	<b>57.388</b>	+9.460	25.753	16.797	14.838							
2	10:26:08.555	<b>51.059</b>	+3.131	21.500	14.912	14.647							
3	10:26:56.628	<b>48.073</b>	+0.145	20.570	14.143	<b>13.360</b>							
4	10:27:49.559	<b>52.931</b>	+5.003	24.600	14.408	13.923							
5	10:28:37.849	<b>48.290</b>	+0.362	20.652	14.123	13.515							
6	10:29:26.666	<b>48.817</b>	+0.889	20.558	14.673	13.586							
7	10:30:14.594	<b>47.928</b>		<b>20.342</b>	<b>14.091</b>	13.495							
<b>(60) Maximilian Eigner</b>													
1	10:23:39.484	<b>50.762</b>	+2.640	22.288	14.634	13.840							
2	10:24:28.295	<b>48.811</b>	+0.689	21.097	14.188	13.526							
3	10:25:18.548	<b>50.253</b>	+2.131	22.253	14.545	13.455							
4	10:26:08.334	<b>49.786</b>	+1.664	20.993	14.720	14.073							
5	10:26:56.456	<b>48.122</b>		<b>20.594</b>	<b>14.104</b>	<b>13.424</b>							
<b>(4) Kevin Wagner</b>													
1	10:25:18.424	<b>53.948</b>	+5.781	24.819	15.231	13.898							
2	10:26:07.802	<b>49.378</b>	+1.211	20.932	14.639	13.807							
3	10:26:55.970	<b>48.168</b>	+0.001	20.644	<b>14.115</b>	13.409							
4	10:27:44.137	<b>48.167</b>		<b>20.363</b>	14.296	13.508							
5	10:28:32.567	<b>48.430</b>	+0.263	20.402	14.177	13.851							
6	10:29:29.194	<b>56.627</b>	+8.460	27.519	15.518	13.590							
7	10:30:17.516	<b>48.322</b>	+0.155	20.717	14.203	<b>13.402</b>							
<b>(17) Felix Schmidt</b>													
1	10:22:53.818	<b>57.774</b>	+9.539	25.479	16.967	15.328							
2	10:23:47.227	<b>53.409</b>	+5.174	23.368	15.630	14.411							
3	10:24:37.237	<b>50.010</b>	+1.775	21.603	14.660	13.747							
4	10:25:28.973	<b>51.736</b>	+3.501	21.860	15.408	14.468							
5	10:26:20.688	<b>51.715</b>	+3.480	23.467	14.546	13.702							
6	10:27:10.575	<b>49.887</b>	+1.652	21.554	14.783	13.550							
7	10:28:00.246	<b>49.671</b>	+1.436	21.881	14.330	<b>13.460</b>							
8	10:28:48.698	<b>48.452</b>	+0.217	<b>20.628</b>	14.275	13.549							
9	10:29:36.933	<b>48.235</b>		20.640	<b>14.080</b>	13.515							
<b>(10) Viggo Rasmussen</b>													
1	10:22:47.648	<b>1:01.863</b>	+13.389	28.183	17.858	15.822							
2	10:23:38.986	<b>51.338</b>	+2.864	22.178	15.292	13.868							
3	10:24:29.374	<b>50.388</b>	+1.914	22.094	14.643	13.651							
4	10:25:21.704	<b>52.330</b>	+3.856	22.421	16.048	13.861							
5	10:26:10.868	<b>49.164</b>	+0.690	20.913	14.538	13.713							
6	10:26:59.652	<b>48.784</b>	+0.310	21.026	14.182	<b>13.576</b>							
7	10:27:48.877	<b>49.225</b>	+0.751	21.406	14.161	13.658							
8	10:28:37.426	<b>48.549</b>	+0.075	<b>20.672</b>	14.195	13.682							
9	10:29:25.900	<b>48.474</b>		20.787	<b>14.110</b>	13.577							
10	10:30:14.541	<b>48.641</b>	+0.167	20.743	14.306	13.592							
<b>(83) Max Hezel</b>													
1	10:22:29.511	<b>1:00.916</b>	+10.201	27.495	17.362	16.059							
2	10:23:27.205	<b>57.694</b>	+6.979	25.066	16.380	16.248							
3	10:24:26.003	<b>58.798</b>	+8.083	24.691	18.481	15.626							
4	10:25:26.823	<b>1:00.820</b>	+10.105	27.273	17.997	15.550							
5	10:26:22.159	<b>55.336</b>	+4.621	22.896	16.564	15.876							
6	10:27:12.874	<b>50.715</b>		<b>22.072</b>	<b>14.919</b>	<b>13.724</b>							

## ADAC Kartrennen Mülsen

## KZ2 / Free Practice Series 2

Track: Arena E Mülsen - 1.315 km

Session Started: 10:40:01

Best Lap by: 88 - Daniel Stell - 46.706

Rank	#	Driver	Nat	Sponsor Competitor	Nat	Driver-License Com-Licence	Equipment	laps	Best Lap	Diff	In Lap	Penalty
1	88	Daniel Stell	DEU	Kartshop Ampfing	DEU	10858 66030	Birelart /TM/VEGA	5	46.706		5	
2	64	Marc Gerstenkorn	CHE	Mach1 Motorsport	DEU	375 66429	Mach1 /TM/VEGA	7	46.950	0.244	7	
3	33	Pavel Vimmer	CZE	TB Racing Team	DEU	26AS0709 38262	KR /TM/VEGA	8	47.292	0.586	8	
4	51	Albin Stureson	SWE	Bamberger GmbH	DEU	91259 70041	Lenzokart /TM/VEGA	11	47.334	0.628	9	
5	7	Emanuel Mai	DEU	Solgat Motorsport	DEU	16484 66799	Birelart /TM/VEGA	6	47.338	0.632	5	
6	19	Luis Esser	DEU	Mach1 Motorsport	DEU	11661 66429	Mach1 /TM/VEGA	8	47.347	0.641	6	
7	61	Nico Hantke	DEU	VDB Kart Racing	DEU	11673 66002	Birelart /TM/VEGA	6	47.422	0.716	4	
8	67	Jannik Julius Bernhart	DEU	Jannik Julius Bernhart	DEU	69855 69855	Lenzokart /TM/VEGA	10	47.442	0.736	8	
9	77	Felix Wischlitzki	DEU	RS-Motorsport	DEU	15497 66779	CRG /TM/VEGA	11	47.500	0.794	8	
10	23	Oskar Steinbach	DEU	Kartshop Ampfing	DEU	10217 49535	Birelart /TM/VEGA	11	47.507	0.801	8	
11	15	Morgan Knudsen	DNK	Kartshop Ampfing	DEU	137956 66030	Birelart /TM/VEGA	11	47.537	0.831	8	
12	78	Paul Doktor	DEU	CRG Deutschland	DEU	52823 52600	CRG /TM/VEGA	11	47.715	1.009	8	
13	90	Maurice Klein	DEU	Dörr Motorsport	DEU	49651 65122	KR /IAME/VEGA	11	47.793	1.087	7	
14	40	Tim Schott	DEU	TB Racing Team	DEU	50748 38262	Sodi /TM/VEGA	11	47.805	1.099	7	
15	13	Alexander Richter	DEU	Alexander Richter	DEU	14437 14437	DR /Modena/VEGA	7	47.818	1.112	6	
16	66	Valentin Knoedel	DEU	Formula K SRP Factory Team	DEU	48527 48701	IPK /TM/VEGA	6	48.031	1.325	6	
17	16	Tim Halver	DEU	CRG Deutschland	DEU	58148 52600	CRG /TM/VEGA	11	48.049	1.343	6	
18	35	Moritz Schwing	DEU	Mach1 Motorsport	DEU	68323 66429	Mach1 /TM/VEGA	8	48.281	1.575	8	
19	50	Khalil Sodah	LTU	Mach1 Motorsport	DEU	2026-ITE/25 66429	Mach1 /TM/VEGA	7	48.313	1.607	7	
20	79	Hannes Ehninger	DEU	AMC-Ehingen e.V.	DEU	52576 66521	Mach1 /TM/VEGA	5	48.324	1.618	5	
21	24	Noah Kaltenbach	DEU	Solgat Motorsport	DEU	41550 66799	Birelart /TM/VEGA	8	48.526	1.820	8	
22	27	Dino Carlsson	SWE	Solgat Motorsport	DEU	138919 66799	Birelart /TM/VEGA	7	48.578	1.872	7	
23	84	Ben Keller	DEU	CV Performance Group X JP Motorsport	DEU	20563 38321	KR /IAME/VEGA	8	48.883	2.177	5	

Timekeeper  
M. WagnerRace Director  
C. RÖßIGER

Page 1/1

These results are provisional until the conclusion of any judicial and technical matters!

K-15802/26

Printed: 25.04.2026 / 10:52

VEGA

## ADAC Kartrennen Mülsen

KZ2

Arena E Mülsen 1,315 Km

Free Practice Series 2

25.04.2026 10:40

Practice (10:00 Time) started at 10:40:01

Lap	Time of Day	Lap Tm	Diff	S1 Tm	S2 Tm	S3 Tm	Lap	Time of Day	Lap Tm	Diff	S1 Tm	S2 Tm	S3 Tm
(88) Daniel Stell							8	10:48:29.484	<b>47.442</b>		<b>20.236</b>	<b>13.809</b>	13.397
1	10:46:06.876	<b>4:47.998</b>	+4:01.292	21.836	17.163	15.651	9	10:49:17.242	<b>47.758</b>	+0.316	20.371	14.000	13.387
2	10:46:57.875	<b>50.999</b>	+4.293	23.113	14.532	13.354	10	10:50:04.812	<b>47.570</b>	+0.128	20.255	13.950	<b>13.365</b>
3	10:47:44.978	<b>47.103</b>	+0.397	20.132	13.788	13.183	(77) Felix Wischlitzki						
4	10:48:31.697	<b>46.719</b>	+0.013	19.922	13.652	<b>13.145</b>	1	10:42:28.160	<b>51.294</b>	+3.794	22.502	14.892	13.900
5	10:49:18.403	<b>46.706</b>		19.887	<b>13.608</b>	13.211	2	10:43:16.635	<b>48.475</b>	+0.975	20.751	14.122	13.602
(64) Marc Gerstenkorn							3	10:44:04.790	<b>48.155</b>	+0.655	20.625	13.965	13.565
1	10:45:10.415	<b>3:54.596</b>	+3:07.646	22.734	15.060	13.670	4	10:44:52.594	<b>47.804</b>	+0.304	20.381	13.948	13.475
2	10:45:59.504	<b>49.089</b>	+2.139	21.375	14.369	13.345	5	10:45:47.126	<b>54.532</b>	+7.032	27.020	13.989	13.523
3	10:46:47.014	<b>47.510</b>	+0.560	20.346	13.871	13.293	6	10:46:35.221	<b>48.095</b>	+0.595	20.736	13.876	13.483
4	10:47:34.236	<b>47.222</b>	+0.272	20.201	13.745	13.276	7	10:47:22.919	<b>47.698</b>	+0.198	20.401	13.846	13.451
5	10:48:21.270	<b>47.034</b>	+0.084	20.074	<b>13.679</b>	13.263	8	10:48:10.419	<b>47.500</b>		<b>20.326</b>	<b>13.818</b>	<b>13.356</b>
6	10:49:08.392	<b>47.122</b>	+0.172	20.109	13.767	13.246	9	10:48:58.463	<b>48.044</b>	+0.544	20.450	14.082	13.512
7	10:49:55.342	<b>46.950</b>		<b>20.008</b>	13.734	<b>13.208</b>	10	10:49:46.335	<b>47.872</b>	+0.372	20.439	13.928	13.505
(33) Pavel Vimmer							11	10:50:34.155	<b>47.820</b>	+0.320	20.413	13.914	13.493
1	10:42:19.477	<b>51.200</b>	+3.908	22.451	14.887	13.862	(23) Oskar Steinbach						
2	10:45:36.437	<b>3:16.960</b>	+2:29.668	22.026	16.204	15.005	1	10:42:18.605	<b>54.367</b>	+6.860	23.823	15.700	14.844
3	10:46:26.572	<b>50.135</b>	+2.843	22.043	14.553	13.539	2	10:43:10.569	<b>51.964</b>	+4.457	22.695	14.960	14.309
4	10:47:14.555	<b>47.983</b>	+0.691	20.576	14.109	13.298	3	10:43:59.852	<b>49.283</b>	+1.776	21.391	14.327	13.565
5	10:48:01.898	<b>47.343</b>	+0.051	20.250	<b>13.873</b>	13.220	4	10:44:48.189	<b>48.337</b>	+0.830	20.668	14.049	13.620
6	10:48:49.421	<b>47.523</b>	+0.231	<b>20.156</b>	13.990	13.377	5	10:45:36.304	<b>48.115</b>	+0.608	20.495	13.883	13.737
7	10:49:37.555	<b>48.134</b>	+0.842	20.261	14.305	13.568	6	10:46:24.218	<b>47.914</b>	+0.407	20.438	13.858	13.618
8	10:50:24.847	<b>47.292</b>		20.215	13.891	<b>13.186</b>	7	10:47:11.914	<b>47.696</b>	+0.189	20.287	13.884	13.525
(51) Albin Stureson							8	10:47:59.421	<b>47.507</b>		20.253	<b>13.849</b>	<b>13.405</b>
1	10:42:30.924	<b>51.765</b>	+4.431	23.155	14.889	13.721	9	10:48:47.058	<b>47.637</b>	+0.130	<b>20.178</b>	13.924	13.535
2	10:43:19.731	<b>48.807</b>	+1.473	20.964	14.270	13.573	10	10:49:38.893	<b>51.835</b>	+4.328	20.824	15.999	15.012
3	10:44:08.033	<b>48.302</b>	+0.968	20.749	14.120	13.433	11	10:50:26.798	<b>47.905</b>	+0.398	20.409	13.997	13.499
4	10:44:56.160	<b>48.127</b>	+0.793	20.693	14.004	13.430	(15) Morgan Knudsen						
5	10:45:43.894	<b>47.734</b>	+0.400	20.417	13.890	13.427	1	10:42:19.127	<b>54.207</b>	+6.670	23.704	15.560	14.943
6	10:46:31.253	<b>47.359</b>	+0.025	<b>20.153</b>	13.832	13.374	2	10:43:11.656	<b>52.529</b>	+4.992	22.808	15.195	14.526
7	10:47:18.709	<b>47.456</b>	+0.122	20.262	13.833	13.361	3	10:44:01.937	<b>50.281</b>	+2.744	21.649	14.721	13.911
8	10:48:06.142	<b>47.433</b>	+0.099	20.238	13.865	<b>13.330</b>	4	10:44:51.242	<b>49.305</b>	+1.768	21.270	14.457	13.578
9	10:48:53.476	<b>47.334</b>		20.207	<b>13.756</b>	13.371	5	10:45:39.561	<b>48.319</b>	+0.782	20.586	14.288	13.445
10	10:49:40.898	<b>47.422</b>	+0.088	20.214	13.794	13.414	6	10:46:27.543	<b>47.982</b>	+0.445	20.432	14.148	13.402
11	10:50:28.397	<b>47.499</b>	+0.165	20.178	13.872	13.449	7	10:47:15.218	<b>47.675</b>	+0.138	20.235	14.067	13.373
(7) Emanuel Mai							8	10:48:02.755	<b>47.537</b>		20.229	13.965	<b>13.343</b>
1	10:42:08.619	<b>49.850</b>	+2.512	21.419	14.718	13.713	9	10:48:50.294	<b>47.539</b>	+0.002	20.222	<b>13.937</b>	13.380
2	10:47:04.673	<b>4:56.054</b>	+4:08.716	20.805	15.732	13.916	10	10:49:37.896	<b>47.602</b>	+0.065	20.196	14.007	13.399
3	10:47:53.164	<b>48.491</b>	+1.153	20.742	14.284	13.465	11	10:50:25.488	<b>47.592</b>	+0.055	<b>20.157</b>	14.007	13.428
4	10:48:41.077	<b>47.913</b>	+0.575	20.406	14.073	13.434	(78) Paul Doktor						
5	10:49:28.415	<b>47.338</b>		20.094	<b>13.899</b>	<b>13.345</b>	1	10:42:21.610	<b>51.171</b>	+3.456	22.154	15.166	13.851
6	10:50:15.962	<b>47.547</b>	+0.209	<b>20.033</b>	13.973	13.541	2	10:43:11.586	<b>49.976</b>	+2.261	21.278	14.591	14.107
(19) Luis Esser							3	10:44:00.338	<b>48.752</b>	+1.037	20.855	14.359	13.538
1	10:45:07.266	<b>49.958</b>	+2.611	21.880	14.491	13.587	4	10:44:48.752	<b>48.414</b>	+0.699	20.658	14.223	13.533
2	10:45:55.543	<b>48.277</b>	+0.930	20.485	14.272	13.520	5	10:45:36.659	<b>47.907</b>	+0.192	20.423	13.999	13.485
3	10:46:43.473	<b>47.930</b>	+0.583	20.368	14.148	13.414	6	10:46:24.668	<b>48.009</b>	+0.294	20.542	14.074	<b>13.393</b>
4	10:47:30.969	<b>47.496</b>	+0.149	20.182	13.974	<b>13.340</b>	7	10:47:12.455	<b>47.787</b>	+0.072	20.318	14.015	13.454
5	10:48:18.497	<b>47.528</b>	+0.181	20.160	13.947	13.421	8	10:48:00.170	<b>47.715</b>		20.314	<b>13.977</b>	13.424
6	10:49:05.844	<b>47.347</b>		<b>20.112</b>	<b>13.859</b>	13.376	9	10:48:48.167	<b>47.997</b>	+0.282	<b>20.276</b>	14.195	13.526
7	10:49:53.397	<b>47.553</b>	+0.206	20.128	14.015	13.410	10	10:49:36.466	<b>48.299</b>	+0.584	20.600	14.218	13.481
8	10:50:42.985	<b>49.588</b>	+2.241	20.386	14.290	14.912	11	10:50:24.402	<b>47.936</b>	+0.221	20.327	14.140	13.469
(61) Nico Hantke							(90) Maurice Klein						
1	10:45:19.587	<b>49.496</b>	+2.074	21.093	14.596	13.807	1	10:42:29.638	<b>55.587</b>	+7.794	24.202	16.426	14.959
2	10:46:07.357	<b>47.770</b>	+0.348	20.541	13.901	13.328	2	10:43:24.452	<b>54.814</b>	+7.021	23.463	15.076	16.275
3	10:46:55.031	<b>47.674</b>	+0.252	20.452	13.882	13.340	3	10:44:14.900	<b>50.448</b>	+2.655	22.071	14.594	13.783
4	10:47:42.453	<b>47.422</b>		20.281	<b>13.786</b>	13.355	4	10:45:03.261	<b>48.361</b>	+0.568	20.708	14.084	13.569
5	10:48:29.917	<b>47.464</b>	+0.042	20.199	13.828	13.437	5	10:45:51.715	<b>48.454</b>	+0.661	20.604	14.075	13.775
6	10:49:17.357	<b>47.440</b>	+0.018	<b>20.193</b>	13.927	<b>13.320</b>	6	10:46:41.517	<b>49.802</b>	+2.009	20.764	14.944	14.094
(67) Jannik Julius Bernhart							7	10:47:29.310	<b>47.793</b>		20.430	<b>13.907</b>	<b>13.456</b>
1	10:42:42.771	<b>57.609</b>	+10.167	25.298	16.714	15.597	8	10:48:17.321	<b>48.011</b>	+0.218	20.507	13.969	13.535
2	10:43:35.764	<b>52.993</b>	+5.551	22.977	15.569	14.447	9	10:49:05.196	<b>47.875</b>	+0.082	20.379	13.924	13.572
3	10:44:27.242	<b>51.478</b>	+4.036	22.465	15.141	13.872	10	10:49:54.325	<b>49.129</b>	+1.336	20.376	15.268	13.485
4	10:45:16.394	<b>49.152</b>	+1.710	21.263	14.299	13.590	11	10:50:42.141	<b>47.816</b>	+0.023	<b>20.341</b>	13.955	13.520
5	10:46:04.873	<b>48.479</b>	+1.037	20.615	14.319	13.545	(40) Tim Schott						
6	10:46:52.562	<b>47.689</b>	+0.247	20.311	13.960	13.418	1	10:42:44.379	<b>57.494</b>	+9.689	25.020	16.190	16.284
7	10:47:42.042	<b>49.480</b>	+2.038	21.335	14.645	13.500	2	10:43:35.741	<b>51.362</b>	+5.557	22.686	14.862	13.814
							3	10:44:24.779	<b>49.038</b>	+1.233	21.107	14.357	13.574
							4	10:45:13.222	<b>48.443</b>	+0.638	20.799	14.161	13.483

# ADAC Kartrennen Mülsen

KZ2

Arena E Mülsen 1,315 Km

Free Practice Series 2

25.04.2026 10:40

Practice (10:00 Time) started at 10:40:01

Lap	Time of Day	Lap Tm	Diff	S1 Tm	S2 Tm	S3 Tm
5	10:46:01.890	<b>48.668</b>	+0.863	20.829	14.365	13.474
6	10:46:49.810	<b>47.920</b>	+0.115	20.422	14.089	13.409
7	10:47:37.615	<b>47.805</b>		20.373	<b>14.010</b>	13.422
8	10:48:25.441	<b>47.826</b>	+0.021	<b>20.312</b>	14.049	13.465
9	10:49:13.907	<b>48.466</b>	+0.661	20.997	14.118	<b>13.351</b>
10	10:50:01.789	<b>47.882</b>	+0.077	20.423	14.054	13.405
11	10:50:51.967	<b>50.178</b>	+2.373	20.456	14.484	15.238

(13) Alexander Richter

1	10:45:28.919	<b>52.705</b>	+4.887	22.908	15.346	14.451
2	10:46:17.452	<b>48.533</b>	+0.715	20.981	14.131	<b>13.421</b>
3	10:47:06.204	<b>48.752</b>	+0.934	20.780	14.402	13.570
4	10:47:56.319	<b>50.115</b>	+2.297	22.659	13.975	13.481
5	10:48:44.629	<b>48.310</b>	+0.492	20.573	14.286	13.451
6	10:49:32.447	<b>47.818</b>		20.456	<b>13.935</b>	13.427
7	10:50:20.331	<b>47.884</b>	+0.066	<b>20.389</b>	13.965	13.530

(66) Valentin Knoedel

1	10:46:20.456	<b>51.634</b>	+3.603	22.529	15.149	13.956
2	10:47:09.822	<b>49.366</b>	+1.335	21.238	14.498	13.630
3	10:47:59.405	<b>49.583</b>	+1.552	21.015	14.426	14.142
4	10:48:48.063	<b>48.658</b>	+0.627	20.874	<b>14.116</b>	13.668
5	10:49:36.750	<b>48.687</b>	+0.656	20.821	14.419	<b>13.447</b>
6	10:50:24.781	<b>48.031</b>		<b>20.407</b>	14.151	13.473

(16) Tim Halver

1	10:42:28.512	<b>53.686</b>	+5.637	23.537	15.711	14.438
2	10:43:18.870	<b>50.358</b>	+2.309	21.554	14.956	13.848
3	10:44:07.869	<b>48.999</b>	+0.950	21.002	14.383	13.614
4	10:44:56.911	<b>49.042</b>	+0.993	21.242	14.200	13.600
5	10:45:45.420	<b>48.509</b>	+0.460	20.743	14.115	13.651
6	10:46:33.469	<b>48.049</b>		<b>20.505</b>	14.088	<b>13.456</b>
7	10:47:22.106	<b>48.637</b>	+0.588	20.652	14.115	13.870
8	10:48:10.375	<b>48.269</b>	+0.220	20.618	<b>13.972</b>	13.679
9	10:48:58.934	<b>48.559</b>	+0.510	20.833	14.066	13.660
10	10:49:48.406	<b>49.472</b>	+1.423	21.425	14.495	13.552
11	10:50:36.724	<b>48.318</b>	+0.269	20.639	14.086	13.593

(35) Moritz Schwing

1	10:42:44.786	<b>1:06.716</b>	+18.435	28.784	18.015	19.917
2	10:43:41.452	<b>56.666</b>	+8.385	24.742	16.669	15.255
3	10:44:35.595	<b>54.143</b>	+5.862	22.909	16.141	15.093
4	10:45:27.340	<b>51.745</b>	+3.464	22.095	15.479	14.171
5	10:46:17.162	<b>49.822</b>	+1.541	21.428	14.511	13.883
6	10:47:06.068	<b>48.906</b>	+0.625	20.901	14.405	13.600
7	10:47:54.398	<b>48.330</b>	+0.049	20.614	14.203	<b>13.513</b>
8	10:48:42.679	<b>48.281</b>		20.655	<b>14.076</b>	13.550

(50) Khalil Sodah

1	10:45:22.831	<b>3:59.465</b>	+3:11.152	23.955	15.970	14.432
2	10:46:12.825	<b>49.994</b>	+1.681	21.743	14.533	13.718
3	10:47:01.434	<b>48.609</b>	+0.296	20.745	14.264	13.600
4	10:47:49.780	<b>48.346</b>	+0.033	20.577	14.209	<b>13.560</b>
5	10:48:39.177	<b>49.397</b>	+1.084	20.637	14.901	13.859
6	10:49:27.698	<b>48.521</b>	+0.208	20.642	14.282	13.597
7	10:50:16.011	<b>48.313</b>		<b>20.501</b>	<b>14.146</b>	13.666

(79) Hannes Ehninger

1	10:45:06.378	<b>49.135</b>	+0.811	21.113	14.454	<b>13.568</b>
2	10:45:59.493	<b>53.115</b>	+4.791	25.099	14.348	13.668
3	10:46:48.111	<b>48.618</b>	+0.294	20.728	<b>14.123</b>	13.767
4	10:47:36.476	<b>48.365</b>	+0.041	<b>20.416</b>	14.183	13.766
5	10:48:24.800	<b>48.324</b>		20.556	14.129	13.639

(24) Noah Kallenbach

1	10:42:42.852	<b>56.641</b>	+8.115	24.961	16.448	15.232
2	10:43:33.635	<b>50.783</b>	+2.257	21.893	14.999	13.891
3	10:44:23.559	<b>49.924</b>	+1.398	21.437	14.655	13.832
4	10:45:12.538	<b>48.979</b>	+0.453	20.930	14.358	13.691
5	10:46:02.784	<b>50.246</b>	+1.720	21.545	15.007	13.694
6	10:46:51.705	<b>48.921</b>	+0.395	20.847	14.423	13.651
7	10:49:35.774	<b>2:44.069</b>	+1:55.543	21.071	14.479	13.721
8	10:50:24.300	<b>48.526</b>		<b>20.748</b>	<b>14.165</b>	<b>13.613</b>

Lap	Time of Day	Lap Tm	Diff	S1 Tm	S2 Tm	S3 Tm
(27) Dino Carlsson						
1	10:42:41.032	<b>58.643</b>	+10.065	26.655	16.234	15.754
2	10:43:35.515	<b>54.483</b>	+5.905	24.108	15.464	14.911
3	10:44:28.138	<b>52.623</b>	+4.045	23.315	14.947	14.361
4	10:45:20.092	<b>51.954</b>	+3.376	22.719	14.811	14.424
5	10:46:10.151	<b>50.059</b>	+1.481	21.763	14.613	13.683
6	10:46:59.264	<b>49.113</b>	+0.535	21.080	14.483	13.550
7	10:47:47.842	<b>48.578</b>		<b>20.664</b>	<b>14.455</b>	<b>13.459</b>

(84) Ben Keller

1	10:42:32.765	<b>53.710</b>	+4.827	24.206	15.247	14.257
2	10:43:23.390	<b>50.625</b>	+1.742	21.724	14.760	14.141
3	10:44:12.945	<b>49.555</b>	+0.672	21.365	14.406	13.784
4	10:45:02.453	<b>49.508</b>	+0.625	21.370	14.364	13.774
5	10:45:51.336	<b>48.883</b>		<b>20.849</b>	14.340	<b>13.694</b>
6	10:46:40.231	<b>48.895</b>	+0.012	20.859	14.328	13.708
7	10:47:29.155	<b>48.924</b>	+0.041	20.853	<b>14.252</b>	13.819
8	10:50:11.906	<b>2:42.751</b>	+1:53.868	21.182	14.645	13.908

## ADAC Kartrennen Mülsen

## KZ2 / Qualifying Practice Series 1

Track: Arena E Mülsen - 1,315 km

Session Started: 11:55:46

Best Lap by: 85 - Oliver Städtler - 46,966

Rank	#	Driver	Nat	Sponsor Competitor	Nat	Driver-License Com-License	Equipment	laps	Best Lap	Diff	In Lap	Penalty
1	85	Oliver Städtler	DEU	Formula K SRP Factory Team	DEU	65210 48701	IPK /TM/VEGA	5	46.966		5	
2	6	Matej Preuss	CZE	Formula K SRP Factory Team	DEU	26AS0210 48701	IPK /TM/VEGA	5	47.178	0.212	4	
3	46	Jayden Gushiken	DEU	Formula K SRP Factory Team	DEU	48497 48701	IPK /TM/VEGA	5	47.272	0.306	4	
4	9	Simon Billman	SWE	Solgat Motorsport	DEU	87167 66799	Birelart /TM/VEGA	5	47.322	0.356	5	
5	58	Marek Skrivan	CZE	TB Racing Team	DEU	26AS0071 38262	Sodi /TM/VEGA	4	47.342	0.376	4	
6	14	Eric Wess	DEU	Christian Wess	DEU	44964 65002	Birelart /TM/VEGA	5	47.380	0.414	5	
7	32	Kevin Lantinga	NLD	TB Racing Team	DEU	42585 38262	Sodi /TM/VEGA	5	47.407	0.441	4	
8	43	Niko Bognar	DEU	Formula K SRP Factory Team	DEU	65560 48701	IPK /TM Kart/VEGA	5	47.456	0.490	5	
9	41	Maddox Wirtz	DEU	VDB Kart Racing	DEU	39902 66002	Birelart /TM/VEGA	5	47.495	0.529	5	
10	34	Marcel Ernst	DEU	Dörr Motorsport	DEU	34772 65122	KR /IAME/VEGA	5	47.528	0.562	4	
11	76	Matthy Vandebroek	DEU	VDB Kart Racing	DEU	11491 66002	Birelart /TM/VEGA	5	47.530	0.564	4	
12	11	Julian Bub	DEU	Dörr Motorsport	DEU	48217 65122	KR /IAME/VEGA	5	47.588	0.622	4	
13	80	Jannik Remmert	DEU	VDB Kart Racing	DEU	19994 66002	Birelart /TM/VEGA	5	47.628	0.662	4	
14	12	Iliyan Yankov	BGR	Formula K SRP Factory Team	DEU	BG-26/E-INT 009 48701	IPK /TM/VEGA	5	47.657	0.691	4	
15	68	Rick Hartmann	DEU	Rick Hartmann	DEU	67247 67247	Henza Kart /TM/VEGA	5	47.782	0.816	4	
16	25	Cemil Bayyati	DEU	Bamberger GmbH	DEU	67757 70041	Lenzokart /TM/VEGA	5	47.810	0.844	5	
17	4	Kevin Wagner	DEU	TB Racing Team	DEU	11828 38262	Sodi /TM/VEGA	5	47.932	0.966	4	
18	17	Felix Schmidt	DEU	Mach1 Motorsport	DEU	21993 66429	Mach1 /TM/VEGA	5	48.138	1.172	4	
19	5	Lukas Heim	DEU	ADAC OC Winnenden e.V.	DEU	52611 65216	Mach1 /TM/VEGA	5	48.340	1.374	4	
20	83	Max Hezel	DEU	CV Performance Group X JP Motorsport	DEU	65055 38321	KR /IAME/VEGA	5	48.605	1.639	5	
21	10	Viggo Rasmussen	DEU	Kartshop Ampfing	DEU	69185 66030	Birelart /TM/VEGA	5	48.794	1.828	5	
22	60	Maximilian Eigner	DEU	AMC-Ehingen e.V.	DEU	51935 66521	Mach1 /TM/VEGA	2	49.383	2.417	2	

## Not classified

DNS	22	Carl Luthardt	DEU	Kartshop Ampfing	DEU	37029 66030	Birelart /TM/VEGA	0			0	
-----	----	------------------	-----	------------------	-----	----------------	-------------------	---	--	--	---	--

## ADAC Kartrennen Mülsen

KZ2

Arena E Mülsen 1,315 Km

Qualifying Practice Series 1

25.04.2026 11:55

Qualifying (6:00 Time) started at 11:55:46

Lap	Time of Day	Lap Tm	Diff	S1 Tm	S2 Tm	S3 Tm
<b>(85) Oliver Städtler</b>						
1	11:59:06.477	<b>49.893</b>	+2.927	21.638	14.702	13.553
2	11:59:54.409	<b>47.932</b>	+0.966	20.481	14.071	13.380
3	12:00:41.822	<b>47.413</b>	+0.447	20.269	13.897	13.247
4	12:01:28.868	<b>47.046</b>	+0.080	20.015	<b>13.819</b>	13.212
5	12:02:15.834	<b>46.966</b>		<b>19.915</b>	13.843	<b>13.208</b>
<b>(6) Matej Preuss</b>						
1	11:59:06.802	<b>49.954</b>	+2.776	21.723	14.740	13.491
2	11:59:55.096	<b>48.294</b>	+1.116	20.541	14.235	13.518
3	12:00:42.684	<b>47.588</b>	+0.410	20.318	13.965	13.305
4	12:01:29.862	<b>47.178</b>		20.103	<b>13.817</b>	<b>13.258</b>
5	12:02:17.230	<b>47.368</b>	+0.190	<b>20.067</b>	13.908	13.393
<b>(46) Jayden Gushiken</b>						
1	11:59:07.486	<b>49.953</b>	+2.681	21.768	14.314	13.871
2	11:59:55.285	<b>47.799</b>	+0.527	20.505	14.047	13.247
3	12:00:42.917	<b>47.632</b>	+0.360	20.447	13.941	13.244
4	12:01:30.189	<b>47.272</b>		<b>20.166</b>	<b>13.877</b>	<b>13.229</b>
5	12:02:17.949	<b>47.760</b>	+0.488	20.196	13.962	13.602
<b>(9) Simon Billman</b>						
1	11:59:10.160	<b>50.069</b>	+2.747	21.151	15.256	13.662
2	11:59:58.144	<b>47.984</b>	+0.662	20.494	14.084	13.406
3	12:00:45.978	<b>47.834</b>	+0.512	20.131	14.117	13.586
4	12:01:33.516	<b>47.538</b>	+0.216	20.281	13.961	13.296
5	12:02:20.838	<b>47.322</b>		<b>20.084</b>	<b>13.958</b>	<b>13.280</b>
<b>(58) Marek Skrivan</b>						
1	11:59:26.422	<b>48.816</b>	+1.474	21.168	14.272	13.376
2	12:00:14.228	<b>47.806</b>	+0.464	20.520	13.963	13.323
3	12:01:01.643	<b>47.415</b>	+0.073	<b>20.287</b>	13.822	13.306
4	12:01:48.985	<b>47.342</b>		20.295	<b>13.787</b>	<b>13.260</b>
<b>(14) Eric Wess</b>						
1	11:58:58.894	<b>48.902</b>	+1.522	21.114	14.402	13.386
2	11:59:46.672	<b>47.778</b>	+0.398	20.321	14.126	13.331
3	12:00:34.151	<b>47.479</b>	+0.099	20.237	13.924	<b>13.318</b>
4	12:01:27.099	<b>52.948</b>	+5.568	25.229	14.319	13.400
5	12:02:14.479	<b>47.380</b>		<b>20.116</b>	<b>13.858</b>	13.406
<b>(32) Kevin Lantinga</b>						
1	11:59:19.343	<b>49.218</b>	+1.811	21.311	14.419	13.488
2	12:00:07.530	<b>48.187</b>	+0.780	20.582	14.144	13.461
3	12:00:55.127	<b>47.597</b>	+0.190	20.257	13.997	13.343
4	12:01:42.534	<b>47.407</b>		20.212	<b>13.855</b>	<b>13.340</b>
5	12:02:30.075	<b>47.541</b>	+0.134	<b>20.193</b>	13.973	13.375
<b>(43) Niko Bognar</b>						
1	11:59:12.177	<b>52.329</b>	+4.873	21.160	16.837	14.332
2	12:00:02.042	<b>49.865</b>	+2.409	21.601	14.623	13.641
3	12:00:50.216	<b>48.174</b>	+0.718	20.668	14.176	13.330
4	12:01:37.906	<b>47.690</b>	+0.234	20.255	14.183	<b>13.252</b>
5	12:02:25.362	<b>47.456</b>		<b>20.232</b>	<b>13.907</b>	13.317
<b>(41) Maddox Wirtz</b>						
1	11:59:10.262	<b>48.694</b>	+1.199	20.700	14.582	13.412
2	11:59:58.401	<b>48.139</b>	+0.644	20.502	14.257	13.380
3	12:00:46.235	<b>47.834</b>	+0.339	20.356	14.125	13.353
4	12:01:34.242	<b>48.007</b>	+0.512	20.698	14.065	<b>13.244</b>
5	12:02:21.737	<b>47.495</b>		<b>20.253</b>	<b>13.927</b>	13.315
<b>(34) Marcel Ernst</b>						
1	11:59:08.278	<b>49.889</b>	+2.361	21.692	14.618	13.579
2	11:59:56.286	<b>48.008</b>	+0.480	20.465	14.105	13.438
3	12:00:44.300	<b>48.014</b>	+0.486	20.471	14.139	13.404
4	12:01:31.828	<b>47.528</b>		<b>20.211</b>	<b>13.996</b>	<b>13.321</b>
5	12:02:20.043	<b>48.215</b>	+0.687	20.262	14.216	13.737
<b>(76) Matthij Vandebroek</b>						
1	11:59:20.147	<b>49.123</b>	+1.593	21.088	14.491	13.544
2	12:00:08.211	<b>48.064</b>	+0.534	20.561	14.066	13.437
3	12:00:55.891	<b>47.680</b>	+0.150	20.333	14.005	13.342

Lap	Time of Day	Lap Tm	Diff	S1 Tm	S2 Tm	S3 Tm
4	12:01:43.421	<b>47.530</b>		<b>20.293</b>	13.906	<b>13.331</b>
5	12:02:31.048	<b>47.627</b>	+0.097	20.314	<b>13.884</b>	13.429
<b>(11) Julian Bub</b>						
1	11:59:06.746	<b>51.485</b>	+3.897	22.256	15.119	14.110
2	11:59:55.238	<b>48.492</b>	+0.904	20.820	14.253	13.419
3	12:00:43.447	<b>48.209</b>	+0.621	20.618	14.189	13.402
4	12:01:31.035	<b>47.588</b>		20.301	<b>13.969</b>	<b>13.318</b>
5	12:02:18.839	<b>47.804</b>	+0.216	<b>20.219</b>	14.163	13.422
<b>(80) Jannik Remmert</b>						
1	11:58:44.664	<b>51.072</b>	+3.444	22.416	14.920	13.736
2	11:59:33.338	<b>48.674</b>	+1.046	20.885	14.218	13.571
3	12:00:21.240	<b>47.902</b>	+0.274	20.413	14.028	13.461
4	12:01:08.868	<b>47.628</b>		20.314	<b>13.861</b>	<b>13.453</b>
5	12:01:56.578	<b>47.710</b>	+0.082	<b>20.257</b>	13.934	13.519
<b>(12) Iliyan Yankov</b>						
1	11:59:07.384	<b>50.229</b>	+2.572	21.753	14.492	13.984
2	11:59:55.857	<b>48.473</b>	+0.816	20.826	14.210	13.437
3	12:00:43.739	<b>47.882</b>	+0.225	20.462	<b>14.054</b>	13.366
4	12:01:31.396	<b>47.657</b>		<b>20.212</b>	14.093	<b>13.352</b>
5	12:02:19.236	<b>47.840</b>	+0.183	20.312	14.125	13.403
<b>(68) Rick Hartmann</b>						
1	11:59:12.112	<b>49.404</b>	+1.622	21.162	14.501	13.741
2	12:00:00.191	<b>48.079</b>	+0.297	20.525	14.089	13.465
3	12:00:48.114	<b>47.923</b>	+0.141	20.391	14.090	13.442
4	12:01:35.896	<b>47.782</b>		<b>20.352</b>	14.021	<b>13.409</b>
5	12:02:23.760	<b>47.864</b>	+0.082	20.417	<b>14.020</b>	13.427
<b>(25) Cemil Bayyati</b>						
1	11:59:07.987	<b>50.942</b>	+3.132	22.800	14.457	13.685
2	11:59:55.988	<b>48.001</b>	+0.191	20.497	14.062	<b>13.442</b>
3	12:00:45.011	<b>49.023</b>	+1.213	21.316	14.258	13.449
4	12:01:32.876	<b>47.865</b>	+0.055	<b>20.334</b>	14.012	13.519
5	12:02:20.686	<b>47.810</b>		20.384	<b>13.948</b>	13.478
<b>(4) Kevin Wagner</b>						
1	11:58:51.687	<b>50.492</b>	+2.560	21.734	15.135	13.623
2	11:59:40.182	<b>48.495</b>	+0.563	20.615	14.502	13.378
3	12:00:28.851	<b>48.669</b>	+0.737	20.863	14.376	13.430
4	12:01:16.783	<b>47.932</b>		<b>20.462</b>	<b>14.098</b>	<b>13.372</b>
5	12:02:05.582	<b>48.799</b>	+0.867	20.914	14.427	13.458
<b>(17) Felix Schmidt</b>						
1	11:58:53.004	<b>52.764</b>	+4.626	22.641	16.097	14.026
2	11:59:42.049	<b>49.045</b>	+0.907	20.965	14.493	13.587
3	12:00:30.684	<b>48.635</b>	+0.497	20.763	14.272	13.600
4	12:01:18.822	<b>48.138</b>		<b>20.429</b>	<b>14.169</b>	13.540
5	12:02:07.042	<b>48.220</b>	+0.082	20.480	14.221	<b>13.519</b>
<b>(5) Lukas Heim</b>						
1	11:58:55.145	<b>50.302</b>	+1.962	21.616	14.933	13.753
2	11:59:44.099	<b>48.954</b>	+0.614	20.869	14.378	13.707
3	12:00:32.589	<b>48.490</b>	+0.150	20.680	<b>14.151</b>	13.659
4	12:01:20.929	<b>48.340</b>		<b>20.525</b>	14.204	<b>13.611</b>
5	12:02:09.271	<b>48.342</b>	+0.002	20.539	14.152	13.651
<b>(83) Max Hezel</b>						
1	11:59:08.694	<b>49.944</b>	+1.339	21.459	14.717	13.768
2	11:59:57.374	<b>48.680</b>	+0.075	20.783	14.155	<b>13.742</b>
3	12:00:46.132	<b>48.758</b>	+0.153	20.709	14.159	13.890
4	12:01:35.161	<b>49.029</b>	+0.424	20.765	14.522	13.742
5	12:02:23.766	<b>48.605</b>		<b>20.646</b>	<b>14.053</b>	13.906
<b>(10) Viggo Rasmussen</b>						
1	11:58:54.962	<b>50.378</b>	+1.584	21.649	14.916	13.813
2	11:59:44.621	<b>49.659</b>	+0.865	21.389	14.613	<b>13.657</b>
3	12:00:33.516	<b>48.895</b>	+0.101	20.739	14.310	13.846
4	12:01:22.564	<b>49.048</b>	+0.254	20.709	14.557	13.782
5	12:02:11.358	<b>48.794</b>		<b>20.662</b>	<b>14.301</b>	13.831
<b>(60) Maximilian Eigner</b>						

# ADAC Kartrennen Mülsen

KZ2

Arena E Mülsen 1,315 Km

Qualifying Practice Series 1

25.04.2026 11:55

Qualifying (6:00 Time) started at 11:55:46

Lap	Time of Day	Lap Tm	Diff	S1 Tm	S2 Tm	S3 Tm	Lap	Time of Day	Lap Tm	Diff	S1 Tm	S2 Tm	S3 Tm
1	11:58:50.677	52.972	+3.589	23.422	15.181	14.369							
2	11:59:40.060	49.383		21.441	14.291	13.651							

## ADAC Kartrennen Mülsen

## KZ2 / Qualifying Practice Series 2

Track: Arena E Mülsen - 1.315 km

Session Started: 12:05:40

Best Lap by: 88 - Daniel Stell - 47.086

Rank	#	Driver	Nat	Sponsor Competitor	Nat	Driver-License Com-License	Equipment	laps	Best Lap	Diff	In Lap	Penalty
1	88	Daniel Stell	DEU	Kartshop Ampfing	DEU	10858 66030	Birelart /TM/VEGA	5	47.086		4	
2	64	Marc Gerstenkorn	CHE	Mach1 Motorsport	DEU	375 66429	Mach1 /TM/VEGA	6	47.347	0.261	5	
3	7	Emanuel Mai	DEU	Solgat Motorsport	DEU	16484 66799	Birelart /TM/VEGA	5	47.443	0.357	5	
4	61	Nico Hantke	DEU	VDB Kart Racing	DEU	11673 66002	Birelart /TM/VEGA	5	47.482	0.396	5	
5	33	Pavel Vimmer	CZE	TB Racing Team	DEU	26AS0709 38262	KR /TM/VEGA	5	47.541	0.455	3	
6	19	Luis Esser	DEU	Mach1 Motorsport	DEU	11661 66429	Mach1 /TM/VEGA	6	47.552	0.466	5	
7	67	Jannik Julius Bernhart	DEU	Jannik Julius Bernhart	DEU	69855 69855	Lenzokart /TM/VEGA	6	47.581	0.495	6	
8	15	Morgan Knudsen	DNK	Kartshop Ampfing	DEU	137956 66030	Birelart /TM/VEGA	6	47.695	0.609	6	
9	23	Oskar Steinbach	DEU	Kartshop Ampfing	DEU	10217 49535	Birelart /TM/VEGA	6	47.759	0.673	5	
10	77	Felix Wischlitzki	DEU	RS-Motorsport	DEU	15497 66779	CRG /TM/VEGA	6	47.767	0.681	6	
11	13	Alexander Richter	DEU	Alexander Richter	DEU	14437 14437	DR /Modena/VEGA	6	47.879	0.793	4	
12	66	Valentin Knoedel	DEU	Formula K SRP Factory Team	DEU	48527 48701	IPK /TM/VEGA	6	47.927	0.841	6	
13	40	Tim Schott	DEU	TB Racing Team	DEU	50748 38262	Sodi /TM/VEGA	4	47.927	0.841	3	
14	35	Moritz Schwing	DEU	Mach1 Motorsport	DEU	68323 66429	Mach1 /TM/VEGA	6	47.984	0.898	6	
15	90	Maurice Klein	DEU	Dörr Motorsport	DEU	49651 65122	KR /IAME/VEGA	5	47.996	0.910	4	
16	50	Khalil Sodah	LTU	Mach1 Motorsport	DEU	2026-ITE/25 66429	Mach1 /TM/VEGA	6	48.032	0.946	6	
17	27	Dino Carlsson	SWE	Solgat Motorsport	DEU	138919 66799	Birelart /TM/VEGA	6	48.058	0.972	6	
18	78	Paul Doktor	DEU	CRG Deutschland	DEU	52823 52600	CRG /TM/VEGA	6	48.108	1.022	5	
19	16	Tim Halver	DEU	CRG Deutschland	DEU	58148 52600	CRG /TM/VEGA	6	48.477	1.391	6	
20	84	Ben Keller	DEU	CV Performance Group X JP Motorsport	DEU	20563 38321	KR /IAME/VEGA	6	49.092	2.006	6	
21	24	Noah Kaltenbach	DEU	Solgat Motorsport	DEU	41550 66799	Birelart /TM/VEGA	1	51.137	4.051	1	
22	79	Hannes Ehninger	DEU	AMC-Ehingen e.V.	DEU	52576 66521	Mach1 /TM/VEGA	0			0	

## Not classified

DSQ	51	Albin Stureson	SWE	Bamberger GmbH	DEU	91259 70041	Lenzokart /TM/VEGA	6	47.650		6	
-----	----	-------------------	-----	----------------	-----	----------------	--------------------	---	--------	--	---	--

## Announcements

#51 disqualification (technical not conform)

Timekeeper  
M. WagnerRace Director  
C. RÖßIGER

Page 1/1

These results are provisional until the conclusion of any judicial and technical matters!

K-15802/26

Printed: 25.04.2026 / 12:59

VEGA

# ADAC Kartrennen Mülsen

KZ2

Arena E Mülsen 1,315 Km

Qualifying Practice Series 2

25.04.2026 12:05

Qualifying (6:00 Time) started at 12:05:40

Lap	Time of Day	Lap Tm	Diff	S1 Tm	S2 Tm	S3 Tm
<b>(88) Daniel Stell</b>						
1	12:09:15.335	<b>50.236</b>	+3.150	22.195	14.382	13.659
2	12:10:02.835	<b>47.500</b>	+0.414	20.172	13.986	13.342
3	12:10:50.119	<b>47.284</b>	+0.198	20.086	13.876	13.322
4	12:11:37.205	<b>47.086</b>		20.000	<b>13.813</b>	<b>13.273</b>
5	12:12:24.508	<b>47.303</b>	+0.217	<b>19.947</b>	13.899	13.457
<b>(64) Marc Gerstenkorn</b>						
1	12:07:51.352	<b>51.161</b>	+3.814	22.092	15.404	13.665
2	12:08:39.757	<b>48.405</b>	+1.058	20.724	14.255	13.426
3	12:09:27.462	<b>47.705</b>	+0.358	20.342	14.026	<b>13.337</b>
4	12:10:15.136	<b>47.674</b>	+0.327	20.380	13.937	13.357
5	12:11:02.483	<b>47.347</b>		<b>20.123</b>	<b>13.882</b>	13.342
6	12:11:50.536	<b>48.053</b>	+0.706	20.509	13.962	13.582
<b>(7) Emanuel Mai</b>						
1	12:08:27.540	<b>49.436</b>	+1.993	21.213	14.645	13.578
2	12:09:16.214	<b>48.674</b>	+1.231	20.576	14.228	13.870
3	12:10:04.263	<b>48.049</b>	+0.606	20.316	14.312	13.421
4	12:10:51.784	<b>47.521</b>	+0.078	20.242	13.888	<b>13.391</b>
5	12:11:39.227	<b>47.443</b>		<b>20.113</b>	<b>13.884</b>	13.446
<b>(61) Nico Hantke</b>						
1	12:08:00.188	<b>55.503</b>	+8.021	21.755	15.177	18.571
2	12:08:48.817	<b>48.629</b>	+1.147	20.799	14.309	13.521
3	12:09:36.756	<b>47.939</b>	+0.457	20.366	14.099	13.474
4	12:10:24.356	<b>47.600</b>	+0.118	20.300	14.003	<b>13.297</b>
5	12:11:11.838	<b>47.482</b>		<b>20.107</b>	<b>13.971</b>	13.404
<b>(33) Pavel Vimmer</b>						
1	12:08:34.190	<b>49.040</b>	+1.499	21.032	14.544	13.464
2	12:09:22.211	<b>48.021</b>	+0.480	20.384	14.221	13.416
3	12:10:09.752	<b>47.541</b>		<b>20.181</b>	14.086	<b>13.274</b>
4	12:10:57.424	<b>47.672</b>	+0.131	20.239	<b>14.076</b>	13.357
5	12:11:45.950	<b>48.526</b>	+0.985	21.021	14.181	13.324
<b>(19) Luis Esser</b>						
1	12:08:25.048	<b>50.274</b>	+2.722	21.129	15.180	13.965
2	12:09:13.667	<b>48.619</b>	+1.067	20.589	14.352	13.678
3	12:10:01.530	<b>47.863</b>	+0.311	20.308	14.080	13.475
4	12:10:49.160	<b>47.630</b>	+0.078	20.213	13.975	13.442
5	12:11:36.712	<b>47.552</b>		<b>20.185</b>	<b>13.950</b>	<b>13.417</b>
6	12:12:24.632	<b>47.920</b>	+0.368	20.214	14.025	13.681
<b>(67) Jannik Julius Bernhart</b>						
1	12:08:07.263	<b>51.147</b>	+3.566	22.415	14.870	13.862
2	12:08:56.520	<b>49.257</b>	+1.676	21.029	14.588	13.640
3	12:09:44.762	<b>48.242</b>	+0.661	20.581	14.205	13.456
4	12:10:32.604	<b>47.842</b>	+0.261	20.338	14.084	13.420
5	12:11:20.264	<b>47.660</b>	+0.079	20.289	<b>13.994</b>	<b>13.377</b>
6	12:12:07.845	<b>47.581</b>		<b>20.183</b>	14.006	13.392
<b>(15) Morgan Knudsen</b>						
1	12:07:57.743	<b>52.507</b>	+4.812	23.696	15.133	13.678
2	12:08:46.409	<b>48.666</b>	+0.971	20.740	14.324	13.602
3	12:09:34.670	<b>48.261</b>	+0.566	20.582	14.205	13.474
4	12:10:22.767	<b>48.097</b>	+0.402	20.491	14.168	13.438
5	12:11:10.835	<b>48.068</b>	+0.373	<b>20.311</b>	14.296	13.461
6	12:11:58.530	<b>47.695</b>		20.346	<b>14.034</b>	<b>13.315</b>
<b>(23) Oskar Steinbach</b>						
1	12:07:51.600	<b>51.271</b>	+3.512	22.146	15.423	13.702
2	12:08:40.404	<b>48.804</b>	+1.045	20.976	14.291	13.537
3	12:09:28.540	<b>48.136</b>	+0.377	20.512	14.091	13.533
4	12:10:16.443	<b>47.903</b>	+0.144	20.380	14.002	13.521
5	12:11:04.202	<b>47.759</b>		20.315	<b>13.949</b>	<b>13.495</b>
6	12:11:52.028	<b>47.826</b>	+0.067	<b>20.307</b>	14.010	13.509
<b>(77) Felix Wischlitzki</b>						
1	12:07:55.499	<b>50.665</b>	+2.898	22.206	14.684	13.775
2	12:08:43.895	<b>48.396</b>	+0.629	20.651	14.172	13.573
3	12:09:31.951	<b>48.056</b>	+0.289	20.446	14.085	13.525
4	12:10:19.783	<b>47.832</b>	+0.065	20.327	14.076	<b>13.429</b>

Lap	Time of Day	Lap Tm	Diff	S1 Tm	S2 Tm	S3 Tm
5	12:11:09.653	<b>49.870</b>	+2.103	20.412	15.918	13.540
6	12:11:57.420	<b>47.767</b>		<b>20.313</b>	<b>13.993</b>	13.461
<b>(13) Alexander Richter</b>						
1	12:07:52.696	<b>51.645</b>	+3.766	22.249	15.619	13.777
2	12:08:42.110	<b>49.414</b>	+1.535	20.821	14.496	14.097
3	12:09:32.830	<b>50.720</b>	+2.841	22.880	14.245	13.595
4	12:10:20.709	<b>47.879</b>		20.438	<b>14.024</b>	13.417
5	12:11:08.677	<b>47.968</b>	+0.089	<b>20.419</b>	14.076	13.473
6	12:11:58.081	<b>49.404</b>	+1.525	21.870	14.132	<b>13.402</b>
<b>(66) Valentin Knoedel</b>						
1	12:07:51.293	<b>51.743</b>	+3.816	22.532	15.224	13.987
2	12:08:41.216	<b>49.923</b>	+1.996	21.492	14.637	13.794
3	12:09:30.271	<b>49.055</b>	+1.128	21.041	14.290	13.724
4	12:10:19.349	<b>49.078</b>	+1.151	20.718	<b>14.020</b>	14.340
5	12:11:07.638	<b>48.289</b>	+0.362	20.524	14.300	13.465
6	12:11:55.565	<b>47.927</b>		<b>20.385</b>	14.170	<b>13.372</b>
<b>(40) Tim Schott</b>						
1	12:09:14.053	<b>58.158</b>	+10.231	22.161	17.746	18.251
2	12:10:04.771	<b>50.718</b>	+2.791	22.194	14.902	13.622
3	12:10:52.698	<b>47.927</b>		20.379	<b>14.146</b>	<b>13.402</b>
4	12:11:41.493	<b>48.795</b>	+0.868	<b>20.270</b>	14.724	13.801
<b>(35) Moritz Schwing</b>						
1	12:08:08.304	<b>51.521</b>	+3.537	22.317	15.257	13.947
2	12:08:57.687	<b>49.383</b>	+1.399	21.048	14.648	13.687
3	12:09:47.098	<b>49.411</b>	+1.427	21.431	14.452	13.528
4	12:10:36.079	<b>48.981</b>	+0.997	20.986	14.301	13.694
5	12:11:24.106	<b>48.027</b>	+0.043	20.425	14.080	<b>13.522</b>
6	12:12:12.090	<b>47.984</b>		<b>20.342</b>	<b>14.072</b>	13.570
<b>(90) Maurice Klein</b>						
1	12:08:31.761	<b>51.127</b>	+3.131	22.101	15.027	13.999
2	12:09:20.878	<b>49.117</b>	+1.121	20.929	14.529	13.659
3	12:10:09.310	<b>48.432</b>	+0.436	20.670	14.178	13.584
4	12:10:57.306	<b>47.996</b>		20.485	<b>14.063</b>	<b>13.448</b>
5	12:11:45.346	<b>48.040</b>	+0.044	<b>20.349</b>	14.121	13.570
<b>(50) Khalil Sodah</b>						
1	12:07:52.287	<b>50.863</b>	+2.831	21.997	15.033	13.833
2	12:08:41.888	<b>49.601</b>	+1.569	20.867	14.699	14.035
3	12:09:30.396	<b>48.508</b>	+0.476	20.576	14.368	13.564
4	12:10:19.084	<b>48.688</b>	+0.656	20.804	14.248	13.636
5	12:11:07.486	<b>48.402</b>	+0.370	20.549	14.237	13.616
6	12:11:55.518	<b>48.032</b>		<b>20.368</b>	<b>14.112</b>	<b>13.552</b>
<b>(27) Dino Carlsson</b>						
1	12:07:51.980	<b>50.697</b>	+2.639	21.876	15.078	13.743
2	12:08:41.836	<b>49.856</b>	+1.798	20.975	14.788	14.093
3	12:09:31.081	<b>49.245</b>	+1.187	20.976	14.643	13.626
4	12:10:19.637	<b>48.556</b>	+0.498	20.569	14.432	13.555
5	12:11:08.589	<b>48.952</b>	+0.894	20.919	14.491	13.542
6	12:11:56.647	<b>48.058</b>		<b>20.399</b>	<b>14.132</b>	<b>13.527</b>
<b>(78) Paul Doktor</b>						
1	12:07:57.984	<b>50.106</b>	+1.998	21.439	15.002	13.665
2	12:08:46.746	<b>48.762</b>	+0.654	20.819	14.357	13.586
3	12:09:35.416	<b>48.670</b>	+0.562	20.628	14.222	13.820
4	12:10:23.683	<b>48.267</b>	+0.159	20.438	14.275	13.554
5	12:11:11.791	<b>48.108</b>		<b>20.417</b>	<b>14.192</b>	13.499
6	12:12:00.320	<b>48.529</b>	+0.421	20.807	14.235	<b>13.487</b>
<b>(16) Tim Halver</b>						
1	12:08:01.706	<b>51.476</b>	+2.999	22.063	15.268	14.145
2	12:08:51.781	<b>50.075</b>	+1.598	21.753	14.625	13.697
3	12:09:41.025	<b>49.244</b>	+0.767	20.993	14.518	13.733
4	12:10:30.227	<b>49.202</b>	+0.725	21.057	14.484	13.661
5	12:11:19.271	<b>49.044</b>	+0.567	<b>20.671</b>	14.253	14.120
6	12:12:07.748	<b>48.477</b>		20.727	<b>14.166</b>	<b>13.584</b>
<b>(84) Ben Keller</b>						
1	12:08:07.892	<b>51.575</b>	+2.483	22.429	15.263	13.883

# ADAC Kartrennen Mülsen

KZ2

Arena E Mülsen 1,315 Km

Qualifying Practice Series 2

25.04.2026 12:05

Qualifying (6:00 Time) started at 12:05:40

Lap	Time of Day	Lap Tm	Diff	S1 Tm	S2 Tm	S3 Tm	Lap	Time of Day	Lap Tm	Diff	S1 Tm	S2 Tm	S3 Tm
2	12:08:57.630	<b>49.738</b>	+0.646	21.208	14.617	13.913							
3	12:09:46.768	<b>49.138</b>	+0.046	<b>20.926</b>	14.441	13.771							
4	12:10:36.830	<b>50.062</b>	+0.970	21.733	14.556	13.773							
5	12:11:25.944	<b>49.114</b>	+0.022	21.042	<b>14.426</b>	<b>13.646</b>							
6	12:12:15.036	<b>49.092</b>		20.952	14.432	13.708							
<hr/>													
(24) Noah Kallenbach													
1	12:07:58.973	<b>51.137</b>		<b>21.871</b>	<b>15.404</b>	<b>13.862</b>							
<hr/>													
(51) Albin Stureson													
1	12:08:03.903	<b>58.997</b>	+11.347	24.681	19.288	15.028							
2	12:08:54.707	<b>50.804</b>	+3.154	22.612	14.576	13.616							
3	12:09:42.769	<b>48.062</b>	+0.412	20.484	14.069	13.509							
4	12:10:31.543	<b>48.774</b>	+1.124	20.675	14.658	13.441							
5	12:11:19.317	<b>47.774</b>	+0.124	20.400	14.030	<b>13.344</b>							
6	12:12:06.967	<b>47.650</b>		<b>20.230</b>	<b>14.013</b>	13.407							

## AKM Round 1

KZ2

Mülsen (GER)

## Total Result Qualifying Fast Group / Slow Group

Pos.	No.	Firstname	Lastname	Driv.		Entr.		Sponsor	Best Time	Pos	
				NAT	Entrant	NAT	Make			Gr.	Heat
1	85	Oliver	Städtler	DEU	Formula K SRP Factory Team	DEU	IPK /TM/VEGA		46,966	1	A
2	88	Daniel	Stell	DEU	Kartshop Ampfing	DEU	Birelart /TM/VEGA		47,086	1	B
3	6	Matej	Preuss	CZE	Formula K SRP Factory Team	DEU	IPK /TM/VEGA		47,178	2	C
4	64	Marc	Gerstenkorn	CHE	Mach1 Motorsport	DEU	Mach1 /TM/VEGA		47,347	2	A
5	46	Jayden	Gushiken	DEU	Formula K SRP Factory Team	DEU	IPK /TM/VEGA		47,272	3	B
6	7	Emanuel	Mai	DEU	Solgat Motorsport	DEU	Birelart /TM/VEGA		47,443	3	C
7	9	Simon	Billman	SWE	Solgat Motorsport	DEU	Birelart /TM/VEGA		47,322	4	A
8	61	Nico	Hantke	DEU	VDB Kart Racing	DEU	Birelart /TM/VEGA		47,482	4	B
9	58	Marek	Skrivan	CZE	TB Racing Team	DEU	Sodi /TM/VEGA		47,342	5	C
10	33	Pavel	Vimmer	CZE	TB Racing Team	DEU	KR /TM/VEGA		47,541	5	A
11	14	Eric	Wess	DEU	Christian Wess	DEU	Birelart /TM/VEGA		47,380	6	B
12	19	Luis	Esser	DEU	Mach1 Motorsport	DEU	Mach1 /TM/VEGA		47,552	6	C
13	32	Kevin	Lantinga	NLD	TB Racing Team	DEU	Sodi /TM/VEGA		47,407	7	A
14	67	Jannik	Julius Bernhart	DEU	Jannik Julius Bernhart	DEU	Lenzokart /TM/VEGA		47,581	7	B
15	43	Niko	Bognar	DEU	Formula K SRP Factory Team	DEU	IPK /TM Kart/VEGA		47,456	8	C
16	15	Morgan	Knudsen	DNK	Kartshop Ampfing	DEU	Birelart /TM/VEGA		47,695	8	A
17	41	Maddox	Wirtz	DEU	VDB Kart Racing	DEU	Birelart /TM/VEGA		47,495	9	B
18	23	Oskar	Steinbach	DEU	Kartshop Ampfing	DEU	Birelart /TM/VEGA		47,759	9	C
19	34	Marcel	Ernst	DEU	Dörr Motorsport	DEU	KR /IAME/VEGA		47,528	10	A
20	77	Felix	Wischlitzki	DEU	RS-Motorsport	DEU	CRG /TM/VEGA		47,767	10	B
21	76	Matthy	Vandebroek	DEU	VDB Kart Racing	DEU	Birelart /TM/VEGA		47,530	11	C
22	13	Alexander	Richter	DEU	Alexander Richter	DEU	DR /Modena/VEGA		47,879	11	A
23	11	Julian	Bub	DEU	Dörr Motorsport	DEU	KR /IAME/VEGA		47,588	12	B
24	66	Valentin	Knoedel	DEU	Formula K SRP Factory Team	DEU	IPK /TM/VEGA		47,927	12	C
25	80	Jannik	Remmert	DEU	VDB Kart Racing	DEU	Birelart /TM/VEGA		47,628	13	A
26	40	Tim	Schott	DEU	TB Racing Team	DEU	Sodi /TM/VEGA		47,927	13	B
27	12	Iliyan	Yankov	BGR	Formula K SRP Factory Team	DEU	IPK /TM/VEGA		47,657	14	C
28	35	Moritz	Schwing	DEU	Mach1 Motorsport	DEU	Mach1 /TM/VEGA		47,984	14	A
29	68	Rick	Hartmann	DEU	Rick Hartmann	DEU	Henza Kart /TM/VEGA		47,782	15	B
30	90	Maurice	Klein	DEU	Dörr Motorsport	DEU	KR /IAME/VEGA		47,996	15	C
31	25	Cemil	Bayyati	DEU	Bamberger GmbH	DEU	Lenzokart /TM/VEGA		47,810	16	A
32	50	Khalil	Sodah	LTU	Mach1 Motorsport	DEU	Mach1 /TM/VEGA		48,032	16	B
33	4	Kevin	Wagner	DEU	TB Racing Team	DEU	Sodi /TM/VEGA		47,932	17	C
34	27	Dino	Carlsson	SWE	Solgat Motorsport	DEU	Birelart /TM/VEGA		48,058	17	A
35	17	Felix	Schmidt	DEU	Mach1 Motorsport	DEU	Mach1 /TM/VEGA		48,138	18	B
36	78	Paul	Doktor	DEU	CRG Deutschland	DEU	CRG /TM/VEGA		48,108	18	C
37	5	Lukas	Heim	DEU	ADAC OC Winnenden e.V.	DEU	Mach1 /TM/VEGA		48,340	19	A
38	16	Tim	Halver	DEU	CRG Deutschland	DEU	CRG /TM/VEGA		48,477	19	B
39	83	Max	Hezel	DEU	CV Performance Group X JP Motorsport	DEU	KR /IAME/VEGA		48,605	20	C
40	84	Ben	Keller	DEU	CV Performance Group X JP Motorsport	DEU	KR /IAME/VEGA		49,092	20	A
41	10	Viggo	Rasmussen	DEU	Kartshop Ampfing	DEU	Birelart /TM/VEGA		48,794	21	B
42	24	Noah	Kaltenbach	DEU	Solgat Motorsport	DEU	Birelart /TM/VEGA		51,137	21	C
43	60	Maximilian	Eigner	DEU	AMC-Ehingen e.V.	DEU	Mach1 /TM/VEGA		49,383	22	A
44	79	Hannes	Ehninger	DEU	AMC-Ehingen e.V.	DEU	Mach1 /TM/VEGA		0,000	22	B
45	22	Carl	Luthardt	DEU	Kartshop Ampfing	DEU	Birelart /TM/VEGA		0,000	DNS	C

**Announcements:** These results are provisional until the conclusion of any judicial and technical matters

Race Director Camillo RÖßIGER:



Timekeeping Meik Wagner:



Printed: 25.04.2026 13:03

Posted at: h

**AKM Round 1**

**KZ2**

**Mülsen (GER)**

**Total Result Qualifying Fast Group / Slow Group**

Pos. No.	Firstname	Lastname	Driv.		Entr.		Sponsor	Pos		
			NAT	Entrant	NAT	Make		Best Time	Quali Gr.	Heat Gr.
46 51	Albin	<b>Stureson</b>	SWE	Bamberger GmbH	DEU	Lenzokart /TM/VEGA		47,650	DSQ	A

**Announcements:** These results are provisional until the conclusion of any judicial and technical matters

Race Director Camillo RÖßIGER:



Timekeeping Meik Wagner:



Printed: 25.04.2026 13:03

Posted at: h

**Heat organization**  
**AKM Round 1**  
**Mülsen (GER)**  
**KZ2 Group A**

Group	Pos	No.	Firstname	Lastname	Class	Overall BestTm
Group A	1	85	Oliver	Städtler	KZ2	46,966
Group A	4	64	Marc	Gerstenkorn	KZ2	47,347
Group A	7	9	Simon	Billman	KZ2	47,322
Group A	10	33	Pavel	Vimmer	KZ2	47,541
Group A	13	32	Kevin	Lantinga	KZ2	47,407
Group A	16	15	Morgan	Knudsen	KZ2	47,695
Group A	19	34	Marcel	Ernst	KZ2	47,528
Group A	22	13	Alexander	Richter	KZ2	47,879
Group A	25	80	Jannik	Remmert	KZ2	47,628
Group A	28	35	Moritz	Schwing	KZ2	47,984
Group A	31	25	Cemil	Bayyati	KZ2	47,810
Group A	34	27	Dino	Carlsson	KZ2	48,058
Group A	37	5	Lukas	Heim	KZ2	48,340
Group A	40	84	Ben	Keller	KZ2	49,092
Group A	43	60	Maximilian	Eigner	KZ2	49,383
Group A	46	51	Albin	Stureson	KZ2	47,650

Race Director Camillo RÖßIGER:



Timekeeping Meik Wagner:



Printed: 25.04.2026 13:03

Posted at: h

Heat organization  
AKM Round 1  
Mülsen (GER)  
KZ2 Group B

Group	Pos	No.	Firstname	Lastname	Class	Overall BestTm
Group B	2	88	Daniel	Stell	KZ2	47,086
Group B	5	46	Jayden	Gushiken	KZ2	47,272
Group B	8	61	Nico	Hantke	KZ2	47,482
Group B	11	14	Eric	Wess	KZ2	47,380
Group B	14	67	Jannik	Julius Bernhart	KZ2	47,581
Group B	17	41	Maddox	Wirtz	KZ2	47,495
Group B	20	77	Felix	Wischlitzki	KZ2	47,767
Group B	23	11	Julian	Bub	KZ2	47,588
Group B	26	40	Tim	Schott	KZ2	47,927
Group B	29	68	Rick	Hartmann	KZ2	47,782
Group B	32	50	Khalil	Sodah	KZ2	48,032
Group B	35	17	Felix	Schmidt	KZ2	48,138
Group B	38	16	Tim	Halver	KZ2	48,477
Group B	41	10	Viggo	Rasmussen	KZ2	48,794
Group B	44	79	Hannes	Ehninger	KZ2	0,000

Race Director Camillo RÖßIGER:



Timekeeping Meik Wagner:



Printed: 25.04.2026 13:03

Posted at: h



Heat organization  
AKM Round 1  
Mülsen (GER)  
KZ2 Group C

Group	Pos	No.	Firstname	Lastname	Class	Overall BestTm
Group C	3	6	Matej	Preuss	KZ2	47,178
Group C	6	7	Emanuel	Mai	KZ2	47,443
Group C	9	58	Marek	Skrivan	KZ2	47,342
Group C	12	19	Luis	Esser	KZ2	47,552
Group C	15	43	Niko	Bognar	KZ2	47,456
Group C	18	23	Oskar	Steinbach	KZ2	47,759
Group C	21	76	Matthy	Vandebroek	KZ2	47,530
Group C	24	66	Valentin	Knoedel	KZ2	47,927
Group C	27	12	Iliyan	Yankov	KZ2	47,657
Group C	30	90	Maurice	Klein	KZ2	47,996
Group C	33	4	Kevin	Wagner	KZ2	47,932
Group C	36	78	Paul	Doktor	KZ2	48,108
Group C	39	83	Max	Hezel	KZ2	48,605
Group C	42	24	Noah	Kaltenbach	KZ2	51,137
Group C	45	22	Carl	Luthardt	KZ2	0,000

Race Director Camillo RÖßIGER:

Timekeeping Meik Wagner:

Printed: 25.04.2026 13:03

posted at: h



AKM Round 1  
Class: KZ2  
Date/Time: 25.04.2026 14:00

Track: Mülsen (GER)  
Heat: Heat 1 B-C  
Laps: 9 minutes + 1 lap

Edition 1

	35	18		36
	33	17		34
	31	16		32
Hannes Ehninger	79	15	Carl Luthardt	22
	29			30
Viggo Rasmussen	10	14	Noah Kaltenbach	24
	27			28
Tim Halver	16	13	Max Hezel	83
	25			26
Felix Schmidt	17	12	Paul Doktor	78
	23			24
Khalil Sodah	50	11	Kevin Wagner	4
	21			22
Rick Hartmann	68	10	Maurice Klein	90
	19			20
Tim Schott	40	9	Iliyan Yankov	12
	17			18
Julian Bub	11	8	Valentin Knoedel	66
	15			16
Felix Wischitzki	77	7	Matthy Vandebroek	76
	13			14
Maddox Wirtz	41	6	Oskar Steinbach	23
	11			12
Jannik Julius Bernhart	67	5	Niko Bognar	43
	9			10
Eric Wess	14	4	Luis Esser	19
	7			8
Nico Hantke	61	3	Marek Skrivan	58
	5			6
Jayden Gushiken	46	2	Emanuel Mai	7
	3			4
Daniel Stell	88	1	Matej Preuss	6
	1			2

Pole Position

Row

printed 25.04.2026 13:03

AKM Round 1  
Class: KZ2  
Date/Time: 25.04.2026 15:50

Track: Mülsen (GER)  
Heat: Heat 2 A-C  
Laps: 9 minutes + 1 lap

Edition 1

	35		18		36
	33		17		34
Albin Stureson	51	Lenzokart /TM/VEGA	16		32
Maximilian Eigner	60	Mach1 /TM/VEGA	15	Carl Luthardt	22
Ben Keller	84	KR /IAME/VEGA	14	Noah Kaltenbach	24
Lukas Heim	5	Mach1 /TM/VEGA	13	Max Hezel	83
Dino Carlsson	27	Birelart /TM/VEGA	12	Paul Doktor	78
Cemil Bayyati	25	Lenzokart /TM/VEGA	11	Kevin Wagner	4
Moritz Schwing	35	Mach1 /TM/VEGA	10	Maurice Klein	90
Jannik Remmert	80	Birelart /TM/VEGA	9	Iliyan Yankov	12
Alexander Richter	13	DR /Modena/VEGA	8	Valentin Knoedel	66
Marcel Ernst	34	KR /IAME/VEGA	7	Matthy Vandebroek	76
Morgan Knudsen	15	Birelart /TM/VEGA	6	Oskar Steinbach	23
Kevin Lantinga	32	Sodi /TM/VEGA	5	Niko Bognar	43
Pavel Vimmer	33	KR /TM/VEGA	4	Luis Esser	19
Simon Billman	9	Birelart /TM/VEGA	3	Marek Skrivan	58
Marc Gerstenkorn	64	Mach1 /TM/VEGA	2	Emanuel Mai	7
Oliver Städtler	85	IPK /TM/VEGA	1	Matej Preuss	6

Pole Position

Row

printed 25.04.2026 13:03

**AKM Round 1**  
**Class:** KZ2  
**Date/Time:** 25.05.2026 17:35

**Track:** Mülsen (GER)  
**Heat:** Heat 3 A-B  
**Laps:** 9 minutes + 1 lap

**Edition 1**

	35		18		36
	33		17		34
Albin Stureson	51	Lenzokart /TM/VEGA	16		32
Maximilian Eigner	60	Mach1 /TM/VEGA	15	Hannes Ehninger	79
Ben Keller	84	KR /IAME/VEGA	14	Viggo Rasmussen	10
Lukas Heim	5	Mach1 /TM/VEGA	13	Tim Halver	16
Dino Carlsson	27	Birelart /TM/VEGA	12	Felix Schmidt	17
Cemil Bayyati	25	Lenzokart /TM/VEGA	11	Khalil Sodah	50
Moritz Schwing	35	Mach1 /TM/VEGA	10	Rick Hartmann	68
Jannik R Emmert	80	Birelart /TM/VEGA	9	Tim Schott	40
Alexander Richter	13	DR /Modena/VEGA	8	Julian Bub	11
Marcel Ernst	34	KR /IAME/VEGA	7	Felix Wischlitzki	77
Morgan Knudsen	15	Birelart /TM/VEGA	6	Maddox Wirtz	41
Kevin Lantinga	32	Sodi /TM/VEGA	5	Jannik Julius Bernhart	67
Pavel Vimmer	33	KR /TM/VEGA	4	Eric Wess	14
Simon Billman	9	Birelart /TM/VEGA	3	Nico Hantke	61
Marc Gerstenkorn	64	Mach1 /TM/VEGA	2	Jayden Gushiken	46
Oliver Städtler	85	IPK /TM/VEGA	1	Daniel Stell	88

Pole Position

Row

printed 25.04.2026 13:03

## ADAC Kartrennen Mülsen

## KZ2 / Qualifying Practice Series 2 Revision 1

Track: Arena E Mülsen - 1.315 km

Session Started: 12:05:40

Best Lap by: 88 - Daniel Stell - 47.086

Rank	#	Driver	Nat	Sponsor Competitor	Nat	Driver-License Com-License	Equipment	laps	Best Lap	Diff	In Lap	Penalty
1	88	Daniel Stell	DEU	Kartshop Ampfing	DEU	10858 66030	Birelart /TM/VEGA	5	47.086		4	
2	64	Marc Gerstenkorn	CHE	Mach1 Motorsport	DEU	375 66429	Mach1 /TM/VEGA	6	47.347	0.261	5	
3	7	Emanuel Mai	DEU	Solgat Motorsport	DEU	16484 66799	Birelart /TM/VEGA	5	47.443	0.357	5	
4	61	Nico Hantke	DEU	VDB Kart Racing	DEU	11673 66002	Birelart /TM/VEGA	5	47.482	0.396	5	
5	33	Pavel Vimmer	CZE	TB Racing Team	DEU	26AS0709 38262	KR /TM/VEGA	5	47.541	0.455	3	
6	19	Luis Esser	DEU	Mach1 Motorsport	DEU	11661 66429	Mach1 /TM/VEGA	6	47.552	0.466	5	
7	67	Jannik Julius Bernhart	DEU	Jannik Julius Bernhart	DEU	69855 69855	Lenzokart /TM/VEGA	6	47.581	0.495	6	
8	51	Albin Stureson	SWE	Bamberger GmbH	DEU	91259 70041	Lenzokart /TM/VEGA	6	47.650	0.564	6	
9	15	Morgan Knudsen	DNK	Kartshop Ampfing	DEU	137956 66030	Birelart /TM/VEGA	6	47.695	0.609	6	
10	23	Oskar Steinbach	DEU	Kartshop Ampfing	DEU	10217 49535	Birelart /TM/VEGA	6	47.759	0.673	5	
11	77	Felix Wischlitzki	DEU	RS-Motorsport	DEU	15497 66779	CRG /TM/VEGA	6	47.767	0.681	6	
12	13	Alexander Richter	DEU	Alexander Richter	DEU	14437 14437	DR /Modena/VEGA	6	47.879	0.793	4	
13	66	Valentin Knoedel	DEU	Formula K SRP Factory Team	DEU	48527 48701	IPK /TM/VEGA	6	47.927	0.841	6	
14	40	Tim Schott	DEU	TB Racing Team	DEU	50748 38262	Sodi /TM/VEGA	4	47.927	0.841	3	
15	35	Moritz Schwing	DEU	Mach1 Motorsport	DEU	68323 66429	Mach1 /TM/VEGA	6	47.984	0.898	6	
16	90	Maurice Klein	DEU	Dörr Motorsport	DEU	49651 65122	KR /IAME/VEGA	5	47.996	0.910	4	
17	50	Khalil Sodah	LTU	Mach1 Motorsport	DEU	2026-ITE/25 66429	Mach1 /TM/VEGA	6	48.032	0.946	6	
18	27	Dino Carlsson	SWE	Solgat Motorsport	DEU	138919 66799	Birelart /TM/VEGA	6	48.058	0.972	6	
19	78	Paul Doktor	DEU	CRG Deutschland	DEU	52823 52600	CRG /TM/VEGA	6	48.108	1.022	5	
20	16	Tim Halver	DEU	CRG Deutschland	DEU	58148 52600	CRG /TM/VEGA	6	48.477	1.391	6	
21	84	Ben Keller	DEU	CV Performance Group X JP Motorsport	DEU	20563 38321	KR /IAME/VEGA	6	49.092	2.006	6	
22	24	Noah Kaltenbach	DEU	Solgat Motorsport	DEU	41550 66799	Birelart /TM/VEGA	1	51.137	4.051	1	
23	79	Hannes Ehninger	DEU	AMC-Ehingen e.V.	DEU	52576 66521	Mach1 /TM/VEGA	0			0	

Timekeeper  
M. WagnerRace Director  
C. RÖßIGER

Page 1/1

These results are provisional until the conclusion of any judicial and technical matters!

K-15802/26

Printed: 25.04.2026 / 13:25

VEGA

## AKM Round 1

KZ2 Revision 1

Mülsen (GER)

## Total Result Qualifying Fast Group / Slow Group

Pos.	No.	Firstname	Lastname	NAT	Entrant	NAT	Make	Sponsor	Best Time	Pos	
										Driv.	Entr.
1	85	Oliver	Städtler	DEU	Formula K SRP Factory Team	DEU	IPK /TM/VEGA		46,966	1	A
2	88	Daniel	Stell	DEU	Kartshop Ampfing	DEU	Birelart /TM/VEGA		47,086	1	B
3	6	Matej	Preuss	CZE	Formula K SRP Factory Team	DEU	IPK /TM/VEGA		47,178	2	C
4	64	Marc	Gerstenkorn	CHE	Mach1 Motorsport	DEU	Mach1 /TM/VEGA		47,347	2	A
5	46	Jayden	Gushiken	DEU	Formula K SRP Factory Team	DEU	IPK /TM/VEGA		47,272	3	B
6	7	Emanuel	Mai	DEU	Solgat Motorsport	DEU	Birelart /TM/VEGA		47,443	3	C
7	9	Simon	Billman	SWE	Solgat Motorsport	DEU	Birelart /TM/VEGA		47,322	4	A
8	61	Nico	Hantke	DEU	VDB Kart Racing	DEU	Birelart /TM/VEGA		47,482	4	B
9	58	Marek	Skrivan	CZE	TB Racing Team	DEU	Sodi /TM/VEGA		47,342	5	C
10	33	Pavel	Vimmer	CZE	TB Racing Team	DEU	KR /TM/VEGA		47,541	5	A
11	14	Eric	Wess	DEU	Christian Wess	DEU	Birelart /TM/VEGA		47,380	6	B
12	19	Luis	Esser	DEU	Mach1 Motorsport	DEU	Mach1 /TM/VEGA		47,552	6	C
13	32	Kevin	Lantinga	NLD	TB Racing Team	DEU	Sodi /TM/VEGA		47,407	7	A
14	67	Jannik	Julius Bernhart	DEU	Jannik Julius Bernhart	DEU	Lenzokart /TM/VEGA		47,581	7	B
15	43	Niko	Bognar	DEU	Formula K SRP Factory Team	DEU	IPK /TM Kart/VEGA		47,456	8	C
16	51	Albin	Stureson	SWE	Bamberger GmbH	DEU	Lenzokart /TM/VEGA		47,650	8	A
17	41	Maddox	Wirtz	DEU	VDB Kart Racing	DEU	Birelart /TM/VEGA		47,495	9	B
18	15	Morgan	Knudsen	DNK	Kartshop Ampfing	DEU	Birelart /TM/VEGA		47,695	9	C
19	34	Marcel	Ernst	DEU	Dörr Motorsport	DEU	KR /IAME/VEGA		47,528	10	A
20	23	Oskar	Steinbach	DEU	Kartshop Ampfing	DEU	Birelart /TM/VEGA		47,759	10	B
21	76	Matthy	Vandebroek	DEU	VDB Kart Racing	DEU	Birelart /TM/VEGA		47,530	11	C
22	77	Felix	Wischlitzki	DEU	RS-Motorsport	DEU	CRG /TM/VEGA		47,767	11	A
23	11	Julian	Bub	DEU	Dörr Motorsport	DEU	KR /IAME/VEGA		47,588	12	B
24	13	Alexander	Richter	DEU	Alexander Richter	DEU	DR /Modena/VEGA		47,879	12	C
25	80	Jannik	Remmert	DEU	VDB Kart Racing	DEU	Birelart /TM/VEGA		47,628	13	A
26	66	Valentin	Knoedel	DEU	Formula K SRP Factory Team	DEU	IPK /TM/VEGA		47,927	13	B
27	12	Iliyan	Yankov	BGR	Formula K SRP Factory Team	DEU	IPK /TM/VEGA		47,657	14	C
28	40	Tim	Schott	DEU	TB Racing Team	DEU	Sodi /TM/VEGA		47,927	14	A
29	68	Rick	Hartmann	DEU	Rick Hartmann	DEU	Henza Kart /TM/VEGA		47,782	15	B
30	35	Moritz	Schwing	DEU	Mach1 Motorsport	DEU	Mach1 /TM/VEGA		47,984	15	C
31	25	Cemil	Bayyati	DEU	Bamberger GmbH	DEU	Lenzokart /TM/VEGA		47,810	16	A
32	90	Maurice	Klein	DEU	Dörr Motorsport	DEU	KR /IAME/VEGA		47,996	16	B
33	4	Kevin	Wagner	DEU	TB Racing Team	DEU	Sodi /TM/VEGA		47,932	17	C
34	50	Khalil	Sodah	LTU	Mach1 Motorsport	DEU	Mach1 /TM/VEGA		48,032	17	A
35	17	Felix	Schmidt	DEU	Mach1 Motorsport	DEU	Mach1 /TM/VEGA		48,138	18	B
36	27	Dino	Carlsson	SWE	Solgat Motorsport	DEU	Birelart /TM/VEGA		48,058	18	C
37	5	Lukas	Heim	DEU	ADAC OC Winnenden e.V.	DEU	Mach1 /TM/VEGA		48,340	19	A
38	78	Paul	Doktor	DEU	CRG Deutschland	DEU	CRG /TM/VEGA		48,108	19	B
39	83	Max	Hezel	DEU	CV Performance Group X JP Motorsport	DEU	KR /IAME/VEGA		48,605	20	C
40	16	Tim	Halver	DEU	CRG Deutschland	DEU	CRG /TM/VEGA		48,477	20	A
41	10	Viggo	Rasmussen	DEU	Kartshop Ampfing	DEU	Birelart /TM/VEGA		48,794	21	B
42	84	Ben	Keller	DEU	CV Performance Group X JP Motorsport	DEU	KR /IAME/VEGA		49,092	21	C
43	60	Maximilian	Eigner	DEU	AMC-Ehingen e.V.	DEU	Mach1 /TM/VEGA		49,383	22	A
44	24	Noah	Kaltenbach	DEU	Solgat Motorsport	DEU	Birelart /TM/VEGA		51,137	22	B
45	79	Hannes	Ehninger	DEU	AMC-Ehingen e.V.	DEU	Mach1 /TM/VEGA		0,000	23	C

**Announcements:** These results are provisional until the conclusion of any judicial and technical matters

Race Director Camillo RÖßIGER:



Timekeeping Meik Wagner:



Printed: 25.04.2026 13:28

Posted at: h

**AKM Round 1****KZ2****Mülsen (GER)****Total Result Qualifying Fast Group / Slow Group**

Pos

Pos. No.	Firstname	Lastname	Driv.		Entr.		Sponsor	Best Time	Pos	
			NAT	Entrant	NAT	Make			Gr.	Gr.
46 <b>22</b>	Carl	<b>Luthardt</b>	DEU	Kartshop Ampfing	DEU	Birelart /TM/VEGA		0,000	DNS	A

**Announcements:** These results are provisional until the conclusion of any judicial and technical matters

Race Director Camillo RÖßIGER:



Timekeeping Meik Wagner:

Printed: 25.04.2026 13:28

Posted at: h

Heat organization  
AKM Round 1  
Mülsen (GER)  
KZ2 Group A

Revision 1

Group	Pos	No.	Firstname	Lastname	Class	Overall BestTm
Group A	1	85	Oliver	Städtler	KZ2	46,966
Group A	4	64	Marc	Gerstenkorn	KZ2	47,347
Group A	7	9	Simon	Billman	KZ2	47,322
Group A	10	33	Pavel	Vimmer	KZ2	47,541
Group A	13	32	Kevin	Lantinga	KZ2	47,407
Group A	16	51	Albin	Stureson	KZ2	47,650
Group A	19	34	Marcel	Ernst	KZ2	47,528
Group A	22	77	Felix	Wischlitzki	KZ2	47,767
Group A	25	80	Jannik	Remmert	KZ2	47,628
Group A	28	40	Tim	Schott	KZ2	47,927
Group A	31	25	Cemil	Bayyati	KZ2	47,810
Group A	34	50	Khalil	Sodah	KZ2	48,032
Group A	37	5	Lukas	Heim	KZ2	48,340
Group A	40	16	Tim	Halver	KZ2	48,477
Group A	43	60	Maximilian	Eigner	KZ2	49,383
Group A	46	22	Carl	Luthardt	KZ2	0,000

Race Director Camillo RÖßIGER:



Timekeeping Meik Wagner:



Printed: 25.04.2026 13:31

Posted at: h



Heat organization  
AKM Round 1  
Mülsen (GER)  
KZ2 Group B

Revision 1

Group	Pos	No.	Firstname	Lastname	Class	Overall BestTm
Group B	2	88	Daniel	Stell	KZ2	47,086
Group B	5	46	Jayden	Gushiken	KZ2	47,272
Group B	8	61	Nico	Hantke	KZ2	47,482
Group B	11	14	Eric	Wess	KZ2	47,380
Group B	14	67	Jannik	Julius Bernhart	KZ2	47,581
Group B	17	41	Maddox	Wirtz	KZ2	47,495
Group B	20	23	Oskar	Steinbach	KZ2	47,759
Group B	23	11	Julian	Bub	KZ2	47,588
Group B	26	66	Valentin	Knoedel	KZ2	47,927
Group B	29	68	Rick	Hartmann	KZ2	47,782
Group B	32	90	Maurice	Klein	KZ2	47,996
Group B	35	17	Felix	Schmidt	KZ2	48,138
Group B	38	78	Paul	Doktor	KZ2	48,108
Group B	41	10	Viggo	Rasmussen	KZ2	48,794
Group B	44	24	Noah	Kaltenbach	KZ2	51,137

Race Director Camillo RÖßIGER:

Timekeeping Meik Wagner:

Printed: 25.04.2026 13:31

Posted at: h



Heat organization  
AKM Round 1  
Mülsen (GER)  
KZ2 Group C

Revision 1

Group	Pos	No.	Firstname	Lastname	Class	Overall BestTm
Group C	3	6	Matej	Preuss	KZ2	47,178
Group C	6	7	Emanuel	Mai	KZ2	47,443
Group C	9	58	Marek	Skrivan	KZ2	47,342
Group C	12	19	Luis	Esser	KZ2	47,552
Group C	15	43	Niko	Bognar	KZ2	47,456
Group C	18	15	Morgan	Knudsen	KZ2	47,695
Group C	21	76	Matthy	Vandebroek	KZ2	47,530
Group C	24	13	Alexander	Richter	KZ2	47,879
Group C	27	12	Iliyan	Yankov	KZ2	47,657
Group C	30	35	Moritz	Schwing	KZ2	47,984
Group C	33	4	Kevin	Wagner	KZ2	47,932
Group C	36	27	Dino	Carlsson	KZ2	48,058
Group C	39	83	Max	Hezel	KZ2	48,605
Group C	42	84	Ben	Keller	KZ2	49,092
Group C	45	79	Hannes	Ehninger	KZ2	0,000

Race Director Camillo RÖßIGER:



Timekeeping Meik Wagner:



Printed: 25.04.2026 13:31

posted at:

h

AKM Round 1  
Class: KZ2  
Date/Time: 25.04.2026 14:00

Track: Mülsen (GER)  
Heat: Heat 1 B-C  
Laps: 9 minutes + 1 lap

Edition 2

	35	18		36
	33	17		34
	31	16		32
Noah Kaltenbach	24	15	Hannes Ehninger	79
	29			30
Viggo Rasmussen	10	14	Ben Keller	84
	27			28
Paul Doktor	78	13	Max Hezel	83
	25			26
Felix Schmidt	17	12	Dino Carlsson	27
	23			24
Maurice Klein	90	11	Kevin Wagner	4
	21			22
Rick Hartmann	68	10	Moritz Schwing	35
	19			20
Valentin Knoedel	66	9	Iliyan Yankov	12
	17			18
Julian Bub	11	8	Alexander Richter	13
	15			16
Oskar Steinbach	23	7	Matthy Vandebroek	76
	13			14
Maddox Wirtz	41	6	Morgan Knudsen	15
	11			12
Jannik Julius Bernhart	67	5	Niko Bognar	43
	9			10
Eric Wess	14	4	Luis Esser	19
	7			8
Nico Hantke	61	3	Marek Skrivan	58
	5			6
Jayden Gushiken	46	2	Emanuel Mai	7
	3			4
Daniel Stell	88	1	Matej Preuss	6
	1			2

Pole Position

Row

printed 25.04.2026 13:31

AKM Round 1  
Class: KZ2  
Date/Time: 25.04.2026 15:50

Track: Mülsen (GER)  
Heat: Heat 2 A-C  
Laps: 9 minutes + 1 lap

Edition 2

	35		18		36
	33		17		34
Carl Luthardt	22	Birelart /TM/VEGA	16		32
	31		15	Hannes Ehninger	79
Maximilian Eigner	60	Mach1 /TM/VEGA	14	Ben Keller	84
	29		13	Max Hezel	83
Tim Halver	16	CRG /TM/VEGA	12	Dino Carlsson	27
	27		11	Kevin Wagner	4
Lukas Heim	5	Mach1 /TM/VEGA	10	Moritz Schwing	35
	25		9	Iliyan Yankov	12
Khalil Sodah	50	Mach1 /TM/VEGA	8	Alexander Richter	13
	23		7	Matthy Vandebroek	76
Cemil Bayyati	25	Lenzokart /TM/VEGA	6	Morgan Knudsen	15
	21		5	Niko Bognar	43
Tim Schott	40	Sodi /TM/VEGA	4	Luis Esser	19
	19		3	Marek Skrivan	58
Jannik Remmert	80	Birelart /TM/VEGA	2	Emanuel Mai	7
	17		1	Matej Preuss	6
Felix Wischitzki	77	CRG /TM/VEGA			
	15				
Marcel Ernst	34	KR /IAME/VEGA			
	13				
Albin Stureson	51	Lenzokart /TM/VEGA			
	11				
Kevin Lantinga	32	Sodi /TM/VEGA			
	9				
Pavel Vimmer	33	KR /TM/VEGA			
	7				
Simon Billman	9	Birelart /TM/VEGA			
	5				
Marc Gerstenkorn	64	Mach1 /TM/VEGA			
	3				
Oliver Städtler	85	IPK /TM/VEGA			
	1				

Pole Position

Row

printed 25.04.2026 13:31

AKM Round 1  
Class: KZ2  
Date/Time: 25.05.2026 17:35

Track: Mülsen (GER)  
Heat: Heat 3 A-B  
Laps: 9 minutes + 1 lap

Edition 2

	35		18		36
	33		17		34
Carl Luthardt	22	Birelart /TM/VEGA	16		32
	31		15	Noah Kaltenbach	24
Maximilian Eigner	60	Mach1 /TM/VEGA	14	Viggo Rasmussen	10
	29		13	Paul Doktor	78
Tim Halver	16	CRG /TM/VEGA	12	Felix Schmidt	17
	27		11	Maurice Klein	90
Lukas Heim	5	Mach1 /TM/VEGA	10	Rick Hartmann	68
	25		9	Valentin Knoedel	66
Khalil Sodah	50	Mach1 /TM/VEGA	8	Julian Bub	11
	23		7	Oskar Steinbach	23
Cemil Bayyati	25	Lenzokart /TM/VEGA	6	Maddox Wirtz	41
	21		5	Jannik Julius Bernhart	67
Tim Schott	40	Sodi /TM/VEGA	4	Eric Wess	14
	19		3	Nico Hantke	61
Jannik R Emmert	80	Birelart /TM/VEGA	2	Jayden Gushiken	46
	17		1	Daniel Stell	88
Felix Wischlitzki	77	CRG /TM/VEGA			
	15				
Marcel Ernst	34	KR /IAME/VEGA			
	13				
Albin Stureson	51	Lenzokart /TM/VEGA			
	11				
Kevin Lantinga	32	Sodi /TM/VEGA			
	9				
Pavel Vimmer	33	KR /TM/VEGA			
	7				
Simon Billman	9	Birelart /TM/VEGA			
	5				
Marc Gerstenkorn	64	Mach1 /TM/VEGA			
	3				
Oliver Städtler	85	IPK /TM/VEGA			
	1				

Pole Position

Row

printed 25.04.2026 13:31

## ADAC Kartrennen Mülsen

## KZ2 / Qualifying Heat B-C

Track: Arena E Mülsen - 1.315 km

Race Started: 14:03:24

Best Lap by: 88 - Daniel Stell - 47.211

Rank	#	Driver	Nat	Sponsor Competitor	Nat	Driver-License Com-Licence	Equipment	laps	T. Time Diff	Best Lap	Penalty	Points
1	0	88 Daniel Stell	DEU	Kartshop Ampfing	DEU	10858 66030	Birelart /TM/VEGA	13	10:22.314	47.211		50
2	4	58 Marek Skrivan	CZE	TB Racing Team	DEU	26AS0071 38262	Sodi /TM/VEGA	13	10:23.824 1.510	47.294		44
3	-1	6 Matej Preuss	CZE	Formula K SRP Factory Team	DEU	26AS0210 48701	IPK /TM/VEGA	13	10:24.275 1.961	47.220		41
4	3	14 Eric Wess	DEU	Christian Wess	DEU	44964 65002	Birelart /TM/VEGA	13	10:27.109 4.795	47.544		38
5	-1	7 Emanuel Mai	DEU	Solgat Motorsport	DEU	16484 66799	Birelart /TM/VEGA	13	10:27.255 4.941	47.312		36
6	3	67 Jannik Julius Bernhart	DEU	Jannik Julius Bernhart	DEU	69855 69855	Lenzokart /TM/VEGA	13	10:32.241 9.927	47.639		34
7	-4	46 Jayden Gushiken	DEU	Formula K SRP Factory Team	DEU	48497 48701	IPK /TM/VEGA	13	10:32.528 10.214	47.684		32
8	2	43 Niko Bognar	DEU	Formula K SRP Factory Team	DEU	65560 48701	IPK /TM Kart/VEGA	13	10:32.912 10.598	47.631		30
9	4	23 Oskar Steinbach	DEU	Kartshop Ampfing	DEU	10217 49535	Birelart /TM/VEGA	13	10:33.431 11.117	47.681		28
10	4	76 Matthy Vandebroek	DEU	VDB Kart Racing	DEU	11491 66002	Birelart /TM/VEGA	13	10:35.054 12.740	47.591		27
11	0	41 Maddox Wirtz	DEU	VDB Kart Racing	DEU	39902 66002	Birelart /TM/VEGA	13	10:35.686 13.372	47.615	5 sec	26
12	0	15 Morgan Knudsen	DNK	Kartshop Ampfing	DEU	137956 66030	Birelart /TM/VEGA	13	10:38.841 16.527	47.725		25
13	3	13 Alexander Richter	DEU	Alexander Richter	DEU	14437 14437	DR /Modena/VEGA	13	10:39.029 16.715	47.869		24
14	4	12 Iliyan Yankov	BGR	Formula K SRP Factory Team	DEU	BG-26/E-INT 009 48701	IPK /TM/VEGA	13	10:39.085 16.771	47.756		23
15	6	90 Maurice Klein	DEU	Dörr Motorsport	DEU	49651 65122	KR /IAME/VEGA	13	10:42.502 20.188	47.827		22
16	8	27 Dino Carlsson	SWE	Solgat Motorsport	DEU	138919 66799	Birelart /TM/VEGA	13	10:43.549 21.235	47.925		21
17	5	4 Kevin Wagner	DEU	TB Racing Team	DEU	11828 38262	Sodi /TM/VEGA	13	10:44.582 22.268	47.556	5 sec	20
18	7	78 Paul Doktor	DEU	CRG Deutschland	DEU	52823 52600	CRG /TM/VEGA	13	10:48.675 26.361	47.942	5 sec	19
19	1	35 Moritz Schwing	DEU	Mach1 Motorsport	DEU	68323 66429	Mach1 /TM/VEGA	13	10:49.226 26.912	48.139		18
20	6	83 Max Hezel	DEU	CV Performance Group X JP Motorsport	DEU	65055 38321	KR /IAME/VEGA	13	10:50.198 27.884	48.083		17
21	6	10 Viggo Rasmussen	DEU	Kartshop Ampfing	DEU	69185 66030	Birelart /TM/VEGA	13	10:54.696 32.382	48.189	5 sec	16
22	8	79 Hannes Ehninger	DEU	AMC-Ehingen e.V.	DEU	52576 66521	Mach1 /TM/VEGA	13	10:55.595 33.281	48.090	5 sec	15
23	5	84 Ben Keller	DEU	CV Performance Group X JP Motorsport	DEU	20563 38321	KR /IAME/VEGA	13	10:57.680 35.366	48.864		14
24	-7	66 Valentin Knoedel	DEU	Formula K SRP Factory Team	DEU	48527 48701	IPK /TM/VEGA	13	10:59.998 37.684	48.021	5 sec	13
25	-2	17 Felix Schmidt	DEU	Mach1 Motorsport	DEU	21993 66429	Mach1 /TM/VEGA	13	11:01.135 38.821	48.628	5 sec	12
26	3	24 Noah Kaltenbach	DEU	Solgat Motorsport	DEU	41550 66799	Birelart /TM/VEGA	13	11:06.752 44.438	48.869	10 sec	11
27	-8	68 Rick Hartmann	DEU	Rick Hartmann	DEU	67247 67247	Henza Kart /TM/VEGA	9	7:23.736 4 Laps	47.891		10
28	-20	19 Luis Esser	DEU	Mach1 Motorsport	DEU	11861 66429	Mach1 /TM/VEGA	8	6:32.029 5 Laps	47.555		9
29	-24	61 Nico Hantke	DEU	VDB Kart Racing	DEU	11673 66002	Birelart /TM/VEGA	8	6:32.369 5 Laps	47.511		8
30	-15	11 Julian Bub	DEU	Dörr Motorsport	DEU	48217 65122	KR /IAME/VEGA	4	3:28.523 9 Laps	49.068		7

## Announcements

#24 +5 sec. time penalty (pushing)

#4,10,17,24,41,78,79 time penalty 5 sec. (front fairing)

#66 +5 sec. time penalty (overtaking under yellow)

Timekeeper  
M. WagnerRace Director  
C. RÖßIGER

Page 1/1

These results are provisional until the conclusion of any judicial and technical matters!

K-15802/26

Printed: 25.04.2026 / 14:39

VEGA

## ADAC Kartrennen Mülsen

KZ2

Arena E Mülsen 1,315 Km

Qualifying Heat B-C

25.04.2026 14:05

Race (9:00 and 1 Laps) started at 14:03:24

Lap	Time of Day	Lap Tm	Diff	S1 Tm	S2 Tm	S3 Tm
(88) Daniel Stell						
1	14:04:15.658	<b>51.526</b>	+4.315	23.239	14.612	13.675
2	14:05:04.088	<b>48.430</b>	+1.219	20.624	14.309	13.497
3	14:05:51.931	<b>47.843</b>	+0.632	20.322	14.125	13.396
4	14:06:39.664	<b>47.733</b>	+0.522	20.296	14.054	13.383
5	14:07:27.180	<b>47.516</b>	+0.305	20.207	13.958	13.351
6	14:08:14.643	<b>47.463</b>	+0.252	20.153	13.980	13.330
7	14:09:01.854	<b>47.211</b>		<b>20.052</b>	<b>13.855</b>	13.304
8	14:09:49.151	<b>47.297</b>	+0.086	20.110	13.883	13.304
9	14:10:36.500	<b>47.349</b>	+0.138	20.136	13.895	13.318
10	14:11:23.949	<b>47.449</b>	+0.238	20.151	13.967	13.331
11	14:12:11.338	<b>47.389</b>	+0.178	20.122	13.925	13.342
12	14:12:58.744	<b>47.406</b>	+0.195	20.169	13.966	<b>13.271</b>
13	14:13:46.362	<b>47.618</b>	+0.407	20.252	13.977	13.389

(58) Marek Skrivan						
1	14:04:16.815	<b>51.809</b>	+4.515	23.094	14.685	14.030
2	14:05:05.278	<b>48.463</b>	+1.169	20.684	14.289	13.490
3	14:05:53.021	<b>47.743</b>	+0.449	20.353	14.090	13.300
4	14:06:40.451	<b>47.430</b>	+0.136	20.135	13.951	13.344
5	14:07:28.387	<b>47.936</b>	+0.642	20.492	14.087	13.357
6	14:08:15.842	<b>47.455</b>	+0.161	20.123	13.966	13.366
7	14:09:03.337	<b>47.495</b>	+0.201	20.161	13.965	13.369
8	14:09:50.815	<b>47.478</b>	+0.184	20.177	13.950	13.351
9	14:10:38.337	<b>47.522</b>	+0.228	20.262	13.947	13.313
10	14:11:25.767	<b>47.430</b>	+0.136	20.212	13.901	13.317
11	14:12:13.146	<b>47.379</b>	+0.085	20.177	13.903	13.299
12	14:13:00.440	<b>47.294</b>		<b>20.116</b>	<b>13.888</b>	<b>13.290</b>
13	14:13:47.872	<b>47.432</b>	+0.138	20.187	13.934	13.311

(6) Matej Preuss						
1	14:04:16.053	<b>52.005</b>	+4.785	23.550	14.734	13.721
2	14:05:04.502	<b>48.449</b>	+1.229	20.639	14.345	13.465
3	14:05:52.598	<b>48.096</b>	+0.876	20.501	14.207	13.388
4	14:06:40.201	<b>47.603</b>	+0.383	20.262	13.993	13.348
5	14:07:28.640	<b>48.439</b>	+1.219	20.823	14.241	13.375
6	14:08:17.061	<b>48.421</b>	+1.201	20.847	14.161	13.413
7	14:09:04.528	<b>47.467</b>	+0.247	20.207	13.904	13.356
8	14:09:51.864	<b>47.336</b>	+0.116	20.053	13.954	13.329
9	14:10:39.253	<b>47.389</b>	+0.169	20.169	13.886	13.334
10	14:11:26.526	<b>47.273</b>	+0.053	20.157	<b>13.842</b>	<b>13.274</b>
11	14:12:13.746	<b>47.220</b>		20.079	13.853	13.288
12	14:13:01.093	<b>47.347</b>	+0.127	20.110	13.897	13.340
13	14:13:48.323	<b>47.230</b>	+0.010	<b>20.027</b>	13.866	13.337

(14) Eric Wess						
1	14:04:17.008	<b>51.711</b>	+4.167	23.126	14.769	13.816
2	14:05:05.430	<b>48.422</b>	+0.878	20.673	14.280	13.469
3	14:05:53.234	<b>47.804</b>	+0.260	20.320	14.162	13.322
4	14:06:40.860	<b>47.626</b>	+0.082	20.286	13.997	13.343
5	14:07:28.753	<b>47.893</b>	+0.349	20.390	14.182	<b>13.321</b>
6	14:08:17.171	<b>48.418</b>	+0.874	20.795	14.297	13.326
7	14:09:05.230	<b>48.059</b>	+0.515	20.633	14.022	13.404
8	14:09:52.900	<b>47.670</b>	+0.126	20.312	13.955	13.403
9	14:10:40.449	<b>47.549</b>	+0.005	<b>20.167</b>	13.979	13.403
10	14:11:27.993	<b>47.544</b>		20.297	<b>13.878</b>	13.369
11	14:12:15.677	<b>47.684</b>	+0.140	20.355	13.993	13.336
12	14:13:03.234	<b>47.557</b>	+0.013	20.204	13.980	13.373
13	14:13:51.157	<b>47.923</b>	+0.379	20.345	14.065	13.513

(7) Emanuel Mai						
1	14:04:17.121	<b>52.486</b>	+5.174	23.135	14.900	14.451
2	14:05:05.773	<b>48.652</b>	+1.340	20.781	14.358	13.513
3	14:05:54.514	<b>48.741</b>	+1.429	20.897	14.201	13.643
4	14:06:42.417	<b>47.903</b>	+0.591	20.465	14.049	13.389
5	14:07:29.958	<b>47.541</b>	+0.229	20.246	13.934	13.361
6	14:08:17.582	<b>47.624</b>	+0.312	20.227	14.107	<b>13.290</b>
7	14:09:06.266	<b>48.684</b>	+1.372	20.899	14.347	13.438
8	14:09:53.865	<b>47.599</b>	+0.287	20.249	13.934	13.416
9	14:10:41.487	<b>47.622</b>	+0.310	20.298	13.926	13.398
10	14:11:29.025	<b>47.538</b>	+0.226	20.188	13.974	13.376
11	14:12:16.428	<b>47.403</b>	+0.091	20.134	<b>13.872</b>	13.397
12	14:13:03.740	<b>47.312</b>		<b>20.103</b>	13.880	13.329

Lap	Time of Day	Lap Tm	Diff	S1 Tm	S2 Tm	S3 Tm
(67) Jannik Julius Bernhart						
13	14:13:51.303	<b>47.563</b>	+0.251	20.197	14.003	13.363
(67) Jannik Julius Bernhart						
1	14:04:18.333	<b>52.667</b>	+5.028	23.716	15.191	13.760
2	14:05:08.175	<b>49.842</b>	+2.203	20.956	15.335	13.551
3	14:05:56.405	<b>48.230</b>	+0.591	20.501	14.204	13.525
4	14:06:44.293	<b>47.888</b>	+0.249	20.377	14.062	13.449
5	14:07:32.012	<b>47.719</b>	+0.080	<b>20.245</b>	14.070	13.404
6	14:08:19.665	<b>47.653</b>	+0.014	20.280	<b>13.968</b>	13.405
7	14:09:07.424	<b>47.759</b>	+0.120	20.297	14.043	13.419
8	14:09:56.358	<b>48.934</b>	+1.295	20.913	14.564	13.457
9	14:10:45.205	<b>48.847</b>	+1.208	21.199	14.136	13.512
10	14:11:33.069	<b>47.864</b>	+0.225	20.370	14.036	13.458
11	14:12:20.708	<b>47.639</b>		20.270	13.970	<b>13.399</b>
12	14:13:08.516	<b>47.808</b>	+0.169	20.318	14.009	13.481
13	14:13:56.289	<b>47.773</b>	+0.134	20.361	13.991	13.421

(46) Jayden Gushiken						
1	14:04:17.267	<b>52.610</b>	+4.926	23.975	14.797	13.838
2	14:05:05.837	<b>48.570</b>	+0.886	20.848	14.290	13.432
3	14:05:54.017	<b>48.180</b>	+0.496	20.658	14.132	13.390
4	14:06:41.808	<b>47.791</b>	+0.107	20.297	14.115	13.379
5	14:07:29.625	<b>47.817</b>	+0.133	<b>20.279</b>	14.170	13.368
6	14:08:17.381	<b>47.756</b>	+0.072	20.287	14.170	<b>13.299</b>
7	14:09:06.474	<b>49.093</b>	+1.409	21.161	14.479	13.453
8	14:09:57.059	<b>50.585</b>	+2.901	21.687	15.291	13.607
9	14:10:45.579	<b>48.520</b>	+0.836	20.900	14.255	13.365
10	14:11:33.389	<b>47.810</b>	+0.126	20.401	14.031	13.378
11	14:12:21.073	<b>47.684</b>		20.391	<b>13.963</b>	13.330
12	14:13:08.836	<b>47.763</b>	+0.079	20.392	13.966	13.405
13	14:13:56.576	<b>47.740</b>	+0.056	20.432	13.979	13.329

(43) Niko Bognar						
1	14:04:19.270	<b>53.323</b>	+5.692	24.278	15.328	13.717
2	14:05:09.664	<b>50.394</b>	+2.763	20.838	15.717	13.839
3	14:05:59.471	<b>49.807</b>	+2.176	21.405	14.715	13.687
4	14:06:47.589	<b>48.118</b>	+0.487	20.506	14.123	13.489
5	14:07:35.431	<b>47.842</b>	+0.211	20.323	14.068	13.451
6	14:08:23.123	<b>47.692</b>	+0.061	20.342	13.982	13.368
7	14:09:10.760	<b>47.637</b>	+0.006	20.206	14.053	13.378
8	14:09:58.393	<b>47.633</b>	+0.002	<b>20.167</b>	14.115	13.351
9	14:10:46.068	<b>47.675</b>	+0.044	20.232	14.081	13.362
10	14:11:33.823	<b>47.755</b>	+0.124	20.279	14.120	13.356
11	14:12:21.454	<b>47.631</b>		20.362	<b>13.944</b>	<b>13.325</b>
12	14:13:09.285	<b>47.831</b>	+0.200	20.288	14.115	13.428
13	14:13:56.960	<b>47.675</b>	+0.044	20.255	14.036	13.384

(23) Oskar Steinbach						
1	14:04:18.631	<b>52.727</b>	+5.046	23.654	15.287	13.786
2	14:05:08.103	<b>49.472</b>	+1.791	20.722	15.107	13.643
3	14:05:56.629	<b>48.526</b>	+0.845	20.889	14.213	13.424
4	14:06:44.612	<b>47.983</b>	+0.302	20.378	14.153	13.452
5	14:07:32.320	<b>47.708</b>	+0.027	20.364	13.962	13.382
6	14:08:20.059	<b>47.739</b>	+0.058	20.326	13.986	13.427
7	14:09:07.740	<b>47.681</b>		<b>20.276</b>	14.003	13.402
8	14:09:57.140	<b>49.400</b>	+1.719	20.758	15.062	13.580
9	14:10:45.765	<b>48.625</b>	+0.944	20.876	14.369	<b>13.380</b>
10	14:11:33.752	<b>47.987</b>	+0.306	20.449	14.082	13.456
11	14:12:21.929	<b>48.177</b>	+0.496	20.667	14.028	13.482
12	14:13:09.672	<b>47.743</b>	+0.062	20.364	<b>13.950</b>	13.429
13	14:13:57.479	<b>47.807</b>	+0.126	20.317	14.020	13.470

(76) Matthy Vandebroek						

# ADAC Kartrennen Mülsen

KZ2

Arena E Mülsen 1,315 Km

Qualifying Heat B-C

25.04.2026 14:05

Race (9:00 and 1 Laps) started at 14:03:24

Lap	Time of Day	Lap Tm	Diff	S1 Tm	S2 Tm	S3 Tm
12	14:13:11.435	<b>47.591</b>		20.289	<b>13.906</b>	13.396
13	14:13:59.102	<b>47.667</b>	+0.076	20.317	13.952	13.398

Lap	Time of Day	Lap Tm	Diff	S1 Tm	S2 Tm	S3 Tm
11	14:12:30.755	<b>47.947</b>	+0.120	20.483	13.969	13.495
12	14:13:18.582	<b>47.827</b>		<b>20.422</b>	<b>13.950</b>	13.455
13	14:14:06.550	<b>47.968</b>	+0.141	20.479	13.999	13.490

(41) Maddox Wirtz

1	14:04:17.828	<b>52.110</b>	+4.495	23.322	15.215	13.573
2	14:05:06.947	<b>49.119</b>	+1.504	20.942	14.581	13.596
3	14:05:55.130	<b>48.183</b>	+0.568	20.527	14.121	13.535
4	14:06:42.912	<b>47.782</b>	+0.167	20.430	14.001	13.351
5	14:07:30.527	<b>47.615</b>		20.310	<b>13.985</b>	<b>13.320</b>
6	14:08:18.201	<b>47.674</b>	+0.059	20.273	14.063	13.338
7	14:09:06.571	<b>48.370</b>	+0.755	20.369	14.650	13.351
8	14:09:55.785	<b>49.214</b>	+1.599	21.013	14.725	13.476
9	14:10:43.675	<b>47.890</b>	+0.275	20.444	14.059	13.387
10	14:11:31.392	<b>47.717</b>	+0.102	20.294	14.035	13.388
11	14:12:19.095	<b>47.703</b>	+0.088	<b>20.268</b>	14.042	13.393
12	14:13:06.902	<b>47.807</b>	+0.192	20.448	14.026	13.333
13	14:13:54.734	<b>47.832</b>	+0.217	20.416	14.055	13.361

(27) Dino Carlsson

1	14:04:21.037	<b>54.065</b>	+6.140	24.190	15.862	14.013
2	14:05:11.495	<b>50.458</b>	+2.533	21.476	14.644	14.338
3	14:06:02.442	<b>50.947</b>	+3.022	21.399	15.504	14.044
4	14:06:51.754	<b>49.312</b>	+1.387	21.037	14.360	13.915
5	14:07:40.859	<b>49.105</b>	+1.180	20.630	14.882	13.593
6	14:08:30.418	<b>49.559</b>	+1.634	21.269	14.656	13.634
7	14:09:18.858	<b>48.440</b>	+0.515	20.616	14.239	13.585
8	14:10:07.074	<b>48.216</b>	+0.291	20.511	14.141	13.564
9	14:10:55.325	<b>48.251</b>	+0.326	20.528	14.198	13.525
10	14:11:43.430	<b>48.105</b>	+0.180	20.465	14.183	13.457
11	14:12:31.355	<b>47.925</b>		<b>20.340</b>	<b>14.081</b>	13.504
12	14:13:19.402	<b>48.047</b>	+0.122	20.445	14.146	<b>13.456</b>
13	14:14:07.597	<b>48.195</b>	+0.270	20.508	14.183	13.504

(15) Morgan Knudsen

1	14:04:21.199	<b>54.343</b>	+6.618	24.796	15.459	14.088
2	14:05:11.781	<b>50.582</b>	+2.857	21.749	14.498	14.335
3	14:06:00.988	<b>49.207</b>	+1.482	21.183	14.517	13.507
4	14:06:49.382	<b>48.394</b>	+0.669	20.640	14.188	13.566
5	14:07:37.662	<b>48.280</b>	+0.555	20.620	14.201	13.459
6	14:08:25.770	<b>48.108</b>	+0.383	20.539	14.105	13.464
7	14:09:13.495	<b>47.725</b>		<b>20.305</b>	14.050	<b>13.370</b>
8	14:10:01.424	<b>47.929</b>	+0.204	20.369	14.115	13.445
9	14:10:49.502	<b>48.078</b>	+0.353	20.500	14.121	13.457
10	14:11:37.660	<b>48.158</b>	+0.433	20.517	<b>14.046</b>	13.595
11	14:12:25.848	<b>48.188</b>	+0.463	20.524	14.085	13.579
12	14:13:13.918	<b>48.070</b>	+0.345	20.496	14.072	13.502
13	14:14:02.889	<b>48.971</b>	+1.246	20.338	14.281	14.352

(4) Kevin Wagner

1	14:04:20.681	<b>53.814</b>	+6.258	23.926	15.576	14.312
2	14:05:12.050	<b>51.369</b>	+3.813	21.122	14.911	15.336
3	14:06:03.917	<b>51.867</b>	+4.311	22.033	15.136	14.698
4	14:06:52.615	<b>48.698</b>	+1.142	20.977	14.310	13.411
5	14:07:40.901	<b>48.286</b>	+0.730	20.717	14.164	13.405
6	14:08:29.667	<b>48.766</b>	+1.210	21.042	14.316	13.408
7	14:09:17.511	<b>47.844</b>	+0.288	20.424	14.037	13.383
8	14:10:05.300	<b>47.789</b>	+0.233	20.406	14.049	13.334
9	14:10:53.057	<b>47.757</b>	+0.201	20.344	14.061	13.352
10	14:11:40.856	<b>47.799</b>	+0.243	20.363	14.104	<b>13.332</b>
11	14:12:28.470	<b>47.614</b>	+0.058	20.277	14.003	13.334
12	14:13:16.074	<b>47.604</b>	+0.048	20.243	<b>13.999</b>	13.362
13	14:14:03.630	<b>47.556</b>		<b>20.145</b>	14.019	13.392

(13) Alexander Richter

1	14:04:20.535	<b>53.915</b>	+6.046	24.326	15.600	13.989
2	14:05:11.273	<b>50.738</b>	+2.869	21.504	14.766	14.468
3	14:06:00.900	<b>49.627</b>	+1.758	21.495	14.466	13.666
4	14:06:49.605	<b>48.705</b>	+0.836	20.905	14.268	13.532
5	14:07:37.977	<b>48.372</b>	+0.503	20.675	14.190	13.507
6	14:08:26.166	<b>48.189</b>	+0.320	20.650	14.079	13.460
7	14:09:14.035	<b>47.869</b>		20.408	14.071	<b>13.390</b>
8	14:10:02.095	<b>48.060</b>	+0.191	20.545	14.125	13.390
9	14:10:50.207	<b>48.112</b>	+0.243	20.607	14.060	13.445
10	14:11:38.315	<b>48.108</b>	+0.239	20.565	14.084	13.459
11	14:12:26.311	<b>47.996</b>	+0.127	20.515	<b>14.004</b>	13.477
12	14:13:14.194	<b>47.883</b>	+0.014	20.423	14.036	13.424
13	14:14:03.077	<b>48.883</b>	+1.014	<b>20.377</b>	14.064	14.442

(78) Paul Doktor

1	14:04:22.251	<b>54.897</b>	+6.955	24.109	15.910	14.878
2	14:05:12.277	<b>50.026</b>	+2.084	21.815	14.587	13.624
3	14:06:04.524	<b>52.247</b>	+4.305	21.135	15.954	15.158
4	14:06:53.222	<b>48.698</b>	+0.756	20.871	14.387	13.440
5	14:07:42.640	<b>49.418</b>	+1.476	21.575	14.353	13.490
6	14:08:31.530	<b>48.890</b>	+0.948	20.937	14.400	13.553
7	14:09:19.633	<b>48.103</b>	+0.161	20.472	14.151	13.480
8	14:10:07.734	<b>48.101</b>	+0.159	20.507	14.111	13.483
9	14:10:55.676	<b>47.942</b>		20.392	14.121	13.429
10	14:11:43.682	<b>48.006</b>	+0.064	<b>20.355</b>	14.229	13.422
11	14:12:31.624	<b>47.942</b>		<b>20.355</b>	14.148	13.439
12	14:13:19.588	<b>47.964</b>	+0.022	20.499	<b>14.096</b>	<b>13.369</b>
13	14:14:07.723	<b>48.135</b>	+0.193	20.613	14.116	13.406

(12) Iliyan Yankov

1	14:04:19.374	<b>52.707</b>	+4.951	23.649	15.381	13.677
2	14:05:10.645	<b>51.271</b>	+3.515	20.856	16.282	14.133
3	14:06:00.047	<b>49.402</b>	+1.646	20.738	14.612	14.052
4	14:06:49.292	<b>49.245</b>	+1.489	20.678	14.115	14.452
5	14:07:37.640	<b>48.348</b>	+0.592	20.567	14.135	13.646
6	14:08:25.919	<b>48.279</b>	+0.523	20.747	14.124	<b>13.408</b>
7	14:09:13.857	<b>47.938</b>	+0.182	20.376	14.148	13.414
8	14:10:01.992	<b>48.135</b>	+0.379	20.535	14.136	13.464
9	14:10:49.999	<b>48.007</b>	+0.251	20.434	14.074	13.499
10	14:11:38.723	<b>48.724</b>	+0.968	20.957	14.310	13.457
11	14:12:26.672	<b>47.949</b>	+0.193	20.430	14.061	13.458
12	14:13:14.428	<b>47.756</b>		<b>20.291</b>	<b>14.053</b>	13.412
13	14:14:03.133	<b>48.705</b>	+0.949	20.463	14.112	14.130

(35) Moritz Schwing

1	14:04:22.800	<b>55.088</b>	+6.949	25.312	15.696	14.080
2	14:05:13.450	<b>50.650</b>	+2.511	22.156	14.711	13.783
3	14:06:04.357	<b>50.907</b>	+2.768	21.237	15.131	14.539
4	14:06:53.892	<b>49.535</b>	+1.396	21.479	14.482	13.574
5	14:07:43.938	<b>50.046</b>	+1.907	21.571	14.596	13.879
6	14:08:34.375	<b>50.437</b>	+2.298	20.823	15.717	13.897
7	14:09:23.174	<b>48.799</b>	+0.660	21.157	14.203	13.439
8	14:10:11.532	<b>48.358</b>	+0.219	20.683	14.216	13.459
9	14:11:00.237	<b>48.705</b>	+0.566	20.882	14.314	13.509
10	14:11:48.732	<b>48.495</b>	+0.356	20.749	14.162	13.584
11	14:12:36.968	<b>48.236</b>	+0.097	20.649	14.166	<b>13.421</b>
12	14:13:25.135	<b>48.167</b>	+0.028	<b>20.491</b>	14.221	13.455
13	14:14:13.274	<b>48.139</b>		20.535	<b>14.102</b>	13.502

(90) Maurice Klein

1	14:04:21.884	<b>55.026</b>	+7.199	25.035	15.637	14.354
2	14:05:12.011	<b>50.127</b>	+2.300	21.404	14.612	14.111
3	14:06:02.295	<b>50.284</b>	+2.457	21.158	15.321	13.805
4	14:06:51.954	<b>49.659</b>	+1.832	21.252	14.388	14.019
5	14:07:40.741	<b>48.787</b>	+0.960	20.639	14.505	13.643
6	14:08:30.074	<b>49.333</b>	+1.506	21.150	14.635	

## ADAC Kartrennen Mülsen

KZ2

Arena E Mülsen 1,315 Km

Qualifying Heat B-C

25.04.2026 14:05

Race (9:00 and 1 Laps) started at 14:03:24

Lap	Time of Day	Lap Tm	Diff	S1 Tm	S2 Tm	S3 Tm	Lap	Time of Day	Lap Tm	Diff	S1 Tm	S2 Tm	S3 Tm
10	14:11:49.385	<b>48.139</b>	+0.056	20.416	14.148	13.575	9	14:11:04.324	<b>50.609</b>	+1.981	21.075	15.823	13.711
11	14:12:37.468	<b>48.083</b>		<b>20.382</b>	14.159	<b>13.542</b>	10	14:11:53.377	<b>49.053</b>	+0.425	20.901	14.671	<b>13.481</b>
12	14:13:25.679	<b>48.211</b>	+0.128	20.449	14.218	13.544	11	14:12:42.253	<b>48.876</b>	+0.248	20.829	14.518	13.529
13	14:14:14.246	<b>48.567</b>	+0.484	20.607	14.309	13.651	12	14:13:31.555	<b>49.302</b>	+0.674	<b>20.630</b>	15.081	13.591
							13	14:14:20.183	<b>48.628</b>		20.746	14.355	13.527
<b>(10) Viggo Rasmussen</b>							<b>(24) Noah Kaltenbach</b>						
1	14:04:24.076	<b>56.162</b>	+7.973	26.203	15.958	14.001	1	14:04:22.561	<b>54.795</b>	+5.926	24.683	15.831	14.281
2	14:05:14.431	<b>50.355</b>	+2.166	21.303	15.060	13.992	2	14:05:13.880	<b>51.319</b>	+2.450	22.582	14.980	13.757
3	14:06:05.019	<b>50.588</b>	+2.399	21.511	14.482	14.595	3	14:06:04.622	<b>50.742</b>	+1.873	21.010	15.240	14.492
4	14:06:54.212	<b>49.193</b>	+1.004	21.115	14.430	13.648	4	14:06:53.812	<b>49.190</b>	+0.321	21.100	14.433	13.657
5	14:07:44.615	<b>50.403</b>	+2.214	22.288	14.514	13.601	5	14:07:43.936	<b>50.124</b>	+1.255	21.565	14.496	14.063
6	14:08:34.331	<b>49.716</b>	+1.527	20.554	15.237	13.925	6	14:08:35.646	<b>51.710</b>	+2.841	21.042	16.656	14.012
7	14:09:22.879	<b>48.548</b>	+0.359	20.661	14.213	13.674	7	14:09:24.794	<b>49.148</b>	+0.279	20.884	14.574	13.690
8	14:10:11.488	<b>48.609</b>	+0.420	20.681	14.226	13.702	8	14:10:13.663	<b>48.869</b>		<b>20.759</b>	14.384	13.726
9	14:11:00.159	<b>48.671</b>	+0.482	20.669	14.312	13.690	9	14:11:03.099	<b>49.436</b>	+0.567	20.964	14.840	<b>13.632</b>
10	14:11:48.431	<b>48.272</b>	+0.083	20.600	14.074	<b>13.598</b>	10	14:11:52.011	<b>48.912</b>	+0.043	20.860	14.360	13.692
11	14:12:36.763	<b>48.332</b>	+0.143	20.649	<b>14.044</b>	<b>13.639</b>	11	14:12:41.058	<b>49.047</b>	+0.178	21.030	<b>14.286</b>	13.731
12	14:13:25.555	<b>48.792</b>	+0.603	20.996	14.187	13.609	12	14:13:31.555	<b>50.497</b>	+1.628	21.286	15.389	13.822
13	14:14:13.744	<b>48.189</b>		<b>20.453</b>	14.129	13.607	13	14:14:20.800	<b>49.245</b>	+0.376	21.130	14.397	13.718
<b>(79) Hannes Ehninger</b>							<b>(68) Rick Hartmann</b>						
1	14:04:24.350	<b>55.348</b>	+7.258	25.251	16.065	14.032	1	14:04:19.533	<b>52.945</b>	+5.054	24.155	15.123	13.667
2	14:05:14.463	<b>50.113</b>	+2.023	21.196	15.048	13.869	2	14:05:09.692	<b>50.159</b>	+2.268	20.917	15.490	13.752
3	14:06:05.002	<b>50.539</b>	+2.449	21.058	14.696	14.785	3	14:05:59.947	<b>50.255</b>	+2.364	21.465	14.740	14.050
4	14:06:54.699	<b>49.697</b>	+1.607	21.666	14.366	13.665	4	14:06:48.106	<b>48.159</b>	+0.268	20.468	14.161	13.530
5	14:07:44.904	<b>50.205</b>	+2.115	21.778	14.830	13.597	5	14:07:36.059	<b>47.953</b>	+0.062	20.448	14.043	<b>13.462</b>
6	14:08:34.569	<b>49.665</b>	+1.575	20.578	15.325	13.762	6	14:08:23.982	<b>47.923</b>	+0.032	20.400	<b>14.016</b>	13.507
7	14:09:23.849	<b>49.280</b>	+1.190	21.438	14.303	13.539	7	14:09:11.873	<b>47.891</b>		20.345	14.059	13.487
8	14:10:13.313	<b>49.464</b>	+1.374	20.698	15.014	13.752	8	14:09:59.808	<b>47.935</b>	+0.044	<b>20.333</b>	14.109	13.493
9	14:11:01.697	<b>48.384</b>	+0.294	20.638	14.165	13.581	9	14:10:47.784	<b>47.976</b>	+0.085	20.470	14.039	13.467
10	14:11:50.128	<b>48.431</b>	+0.341	20.651	14.196	13.584							
11	14:12:38.320	<b>48.192</b>	+0.102	20.516	<b>14.099</b>	13.577							
12	14:13:26.410	<b>48.090</b>		<b>20.434</b>	14.120	<b>13.536</b>							
13	14:14:14.643	<b>48.233</b>	+0.143	20.467	14.153	13.613							
<b>(84) Ben Keller</b>							<b>(19) Luis Esser</b>						
1	14:04:23.557	<b>55.081</b>	+6.217	25.694	15.256	14.131	1	14:04:17.662	<b>52.198</b>	+4.643	23.429	15.035	13.734
2	14:05:14.372	<b>50.815</b>	+1.951	21.658	15.070	14.087	2	14:05:07.524	<b>49.862</b>	+2.307	21.241	15.067	13.554
3	14:06:05.135	<b>50.763</b>	+1.899	22.128	14.590	14.045	3	14:05:55.814	<b>48.290</b>	+0.735	20.656	14.161	13.473
4	14:06:55.811	<b>50.676</b>	+1.812	22.287	14.423	13.966	4	14:06:43.845	<b>48.031</b>	+0.476	20.461	14.119	13.451
5	14:07:46.400	<b>50.589</b>	+1.725	21.312	15.414	13.863	5	14:07:31.400	<b>47.555</b>		<b>20.222</b>	<b>13.957</b>	13.376
6	14:08:35.966	<b>49.566</b>	+0.702	21.056	14.556	13.954	6	14:08:19.045	<b>47.645</b>	+0.090	20.301	13.993	<b>13.351</b>
7	14:09:25.224	<b>49.258</b>	+0.394	21.091	14.559	<b>13.608</b>	7	14:09:06.980	<b>47.935</b>	+0.380	20.233	14.257	13.445
8	14:10:14.454	<b>49.230</b>	+0.366	20.959	14.556	13.715	8	14:09:56.077	<b>49.097</b>	+1.542	21.257	14.439	13.401
9	14:11:04.077	<b>49.623</b>	+0.759	21.059	14.761	13.803							
10	14:11:52.941	<b>48.864</b>		<b>20.826</b>	<b>14.345</b>	13.693							
11	14:12:42.949	<b>50.008</b>	+1.144	21.192	14.820	13.996							
12	14:13:32.258	<b>49.309</b>	+0.445	20.906	14.453	13.950							
13	14:14:21.728	<b>49.470</b>	+0.606	21.241	14.347	13.882							
<b>(66) Valentin Knoedel</b>							<b>(61) Nico Hantke</b>						
1	14:04:22.591	<b>55.848</b>	+7.827	25.834	15.833	14.181	1	14:04:17.708	<b>52.456</b>	+4.945	23.505	15.383	13.568
2	14:05:12.976	<b>50.385</b>	+2.364	22.090	14.668	13.627	2	14:05:07.357	<b>49.649</b>	+2.138	21.002	15.039	13.608
3	14:06:04.927	<b>51.951</b>	+3.930	21.691	15.314	14.946	3	14:05:55.442	<b>48.085</b>	+0.574	20.446	14.217	13.422
4	14:07:03.171	<b>58.244</b>	+10.223	29.779	14.763	13.702	4	14:06:43.100	<b>47.658</b>	+0.147	20.330	13.973	13.355
5	14:07:51.869	<b>48.698</b>	+0.677	20.993	14.182	13.523	5	14:07:31.056	<b>47.956</b>	+0.445	20.442	14.026	13.488
6	14:08:40.283	<b>48.414</b>	+0.393	20.721	14.200	13.493	6	14:08:18.567	<b>47.511</b>		<b>20.244</b>	<b>13.966</b>	<b>13.301</b>
7	14:09:28.510	<b>48.227</b>	+0.206	20.607	14.115	13.505	7	14:09:06.734	<b>48.167</b>	+0.656	20.342	14.488	13.337
8	14:10:16.627	<b>48.117</b>	+0.096	<b>20.466</b>	14.211	13.440	8	14:09:56.417	<b>49.683</b>	+2.172	21.695	14.611	13.377
9	14:11:04.648	<b>48.021</b>		20.518	<b>14.057</b>	13.446							
10	14:11:52.954	<b>48.306</b>	+0.285	20.710	14.165	<b>13.431</b>							
11	14:12:41.142	<b>48.188</b>	+0.167	20.568	14.120	13.500							
12	14:13:30.841	<b>49.699</b>	+1.678	21.259	14.937	13.503							
13	14:14:19.046	<b>48.205</b>	+0.184	20.553	14.119	13.533							
<b>(17) Felix Schmidt</b>							<b>(11) Julian Bub</b>						
1	14:04:21.946	<b>54.363</b>	+5.735	24.637	15.656	14.070	1	14:04:20.959	<b>54.640</b>	+5.572	24.398	15.485	14.757
2	14:05:12.217	<b>50.271</b>	+1.643	21.471	14.987	13.813	2	14:05:12.037	<b>51.078</b>	+2.010	22.199	14.621	14.258
3	14:06:04.207	<b>51.990</b>	+3.362	22.352	14.971	14.667	3	14:06:03.503	<b>51.466</b>	+2.398	21.279	15.819	14.368
4	14:06:53.104	<b>48.897</b>	+0.269	21.017	<b>14.321</b>	13.559	4	14:06:52.571	<b>49.068</b>		<b>21.000</b>	<b>14.375</b>	<b>13.693</b>
5	14:07:45.620	<b>52.516</b>	+3.888	23.507	15.046	13.963							
6	14:08:35.675	<b>50.055</b>	+1.427	20.940	15.275	13.840							
7	14:09:24.940	<b>49.265</b>	+0.637	20.929	14.808	13.528							
8	14:10:13.715	<b>48.775</b>	+0.147	20.834	14.388	13.553							

## ADAC Kartrennen Mülsen

## KZ2 / Qualifying Heat A-C

Track: Arena E Mülsen - 1.315 km

Race Started: 15:53:35

Best Lap by: 6 - Matej Preuss - 47.309

Rank	#	Driver	Nat	Sponsor Competitor	Nat	Driver-License Com-Licence	Equipment	laps	T. Time Diff	Best Lap	Penalty	Points
1	58	Marek Skrivan	CZE	TB Racing Team	DEU	26AS0071 38262	Sodi /TM/VEGA	13	10:26.554	47.479		50
2	85	Oliver Städtler	DEU	Formula K SRP Factory Team	DEU	65210 48701	IPK /TM/VEGA	13	10:26.837 0.283	47.409		44
3	6	Matej Preuss	CZE	Formula K SRP Factory Team	DEU	26AS0210 48701	IPK /TM/VEGA	13	10:27.245 0.691	47.309		41
4	7	Emanuel Mai	DEU	Solgat Motorsport	DEU	16484 66799	Birelart /TM/VEGA	13	10:27.508 0.954	47.518		38
5	32	Kevin Lantinga	NLD	TB Racing Team	DEU	42585 38262	Sodi /TM/VEGA	13	10:28.324 1.770	47.477		36
6	51	Albin Stureson	SWE	Bamberger GmbH	DEU	91259 70041	Lenzokart /TM/VEGA	13	10:29.198 2.644	47.559		34
7	19	Luis Esser	DEU	Mach1 Motorsport	DEU	11661 66429	Mach1 /TM/VEGA	13	10:29.924 3.370	47.671		32
8	77	Felix Wischlitzki	DEU	RS-Motorsport	DEU	15497 66779	CRG /TM/VEGA	13	10:32.037 5.483	47.869		30
9	76	Matthij Vandebroek	DEU	VDB Kart Racing	DEU	11491 66002	Birelart /TM/VEGA	13	10:32.192 5.638	47.745		28
10	33	Pavel Vimmer	CZE	TB Racing Team	DEU	26AS0709 38262	KR /TM/VEGA	13	10:34.254 7.700	47.564		27
11	15	Morgan Knudsen	DNK	Kartshop Ampfing	DEU	137956 66030	Birelart /TM/VEGA	13	10:36.160 9.606	48.004		26
12	13	Alexander Richter	DEU	Alexander Richter	DEU	14437 14437	DR /Modena/VEGA	13	10:36.261 9.707	47.966		25
13	43	Niko Bognar	DEU	Formula K SRP Factory Team	DEU	65560 48701	IPK /TM Kart/VEGA	13	10:38.534 11.980	47.764		24
14	12	Iliyan Yankov	BGR	Formula K SRP Factory Team	DEU	BG-26/E-INT 009 48701	IPK /TM/VEGA	13	10:39.749 13.195	47.831		23
15	34	Marcel Ernst	DEU	Dörr Motorsport	DEU	34772 65122	KR /IAME/VEGA	13	10:42.178 15.624	47.915		22
16	80	Jannik Remmert	DEU	VDB Kart Racing	DEU	19994 66002	Birelart /TM/VEGA	13	10:42.543 15.989	47.834		21
17	4	Kevin Wagner	DEU	TB Racing Team	DEU	11828 38262	Sodi /TM/VEGA	13	10:43.311 16.757	47.636	5 sec	20
18	27	Dino Carlsson	SWE	Solgat Motorsport	DEU	138919 66799	Birelart /TM/VEGA	13	10:43.881 17.327	48.067		19
19	25	Cemil Bayyati	DEU	Bamberger GmbH	DEU	67757 70041	Lenzokart /TM/VEGA	13	10:45.489 18.935	47.922		18
20	83	Max Hezel	DEU	CV Performance Group X JP Motorsport	DEU	65055 38321	KR /IAME/VEGA	13	10:46.776 20.222	48.159		17
21	40	Tim Schott	DEU	TB Racing Team	DEU	50748 38262	Sodi /TM/VEGA	13	10:47.066 20.512	47.930		16
22	22	Carl Luthardt	DEU	Kartshop Ampfing	DEU	37029 66030	Birelart /TM/VEGA	13	10:47.337 20.783	47.508		15
23	5	Lukas Heim	DEU	ADAC OC Winnenden e.V.	DEU	52611 65216	Mach1 /TM/VEGA	13	10:49.124 22.570	48.060	5 sec	14
24	35	Moritz Schwing	DEU	Mach1 Motorsport	DEU	68323 66429	Mach1 /TM/VEGA	13	10:50.430 23.876	47.985	5 sec	13
25	50	Khalil Sodah	LTU	Mach1 Motorsport	DEU	2026-ITE/25 66429	Mach1 /TM/VEGA	13	10:53.872 27.318	48.226		12
26	60	Maximilian Eigner	DEU	AMC-Ehingen e.V.	DEU	51935 66521	Mach1 /TM/VEGA	13	10:54.084 27.530	48.130	5 sec	11
27	79	Hannes Ehninger	DEU	AMC-Ehingen e.V.	DEU	52576 66521	Mach1 /TM/VEGA	13	10:54.647 28.093	48.413		10
28	84	Ben Keller	DEU	CV Performance Group X JP Motorsport	DEU	20563 38321	KR /IAME/VEGA	13	10:59.622 33.068	49.041		9
29	16	Tim Halver	DEU	CRG Deutschland	DEU	58148 52600	CRG /TM/VEGA	9	7:31.248 4 Laps	48.068		8
30	9	Simon Billman	SWE	Solgat Motorsport	DEU	87167 66799	Birelart /TM/VEGA	3	2:35.093 10 Laps	49.329		7
31	64	Marc Gerstenkorn	CHE	Mach1 Motorsport	DEU	375 66429	Mach1 /TM/VEGA	0	1.068 13 Laps			6

## Announcements

#5 +5 sec. time penalty (causing a collision)

#4,35,60 time penalty 5 sec. (front fairing)

Timekeeper  
M. WagnerRace Director  
C. RÖßIGER

Page 1/1

These results are provisional until the conclusion of any judicial and technical matters!

K-15802/26

Printed: 25.04.2026 / 16:16

VEGA

## ADAC Kartrennen Mülsen

KZ2

Arena E Mülsen 1,315 Km

Qualifying Heat A-C

25.04.2026 15:55

Race (9:00 and 1 Laps) started at 15:53:35

Lap	Time of Day	Lap Tm	Diff	S1 Tm	S2 Tm	S3 Tm	Lap	Time of Day	Lap Tm	Diff	S1 Tm	S2 Tm	S3 Tm
<b>(58) Marek Skrivan</b>							<b>(51) Albin Stureson</b>						
1	15:54:27.789	<b>51.743</b>	+4.264	23.108	14.832	13.803	1	15:54:29.443	<b>52.460</b>	+4.901	23.659	15.002	13.799
2	15:55:16.999	<b>49.210</b>	+1.731	20.879	14.715	13.616	2	15:55:18.319	<b>48.876</b>	+1.317	20.784	14.502	13.590
3	15:56:05.404	<b>48.405</b>	+0.926	20.549	14.353	13.503	3	15:56:06.741	<b>48.422</b>	+0.863	20.604	14.248	13.570
4	15:56:53.407	<b>48.003</b>	+0.524	20.451	14.139	13.413	4	15:56:54.780	<b>48.039</b>	+0.480	20.456	14.126	13.457
5	15:57:41.130	<b>47.723</b>	+0.244	20.236	14.090	13.397	5	15:57:42.662	<b>47.882</b>	+0.323	20.370	14.128	<b>13.384</b>
6	15:58:28.778	<b>47.648</b>	+0.169	20.271	14.010	13.367	6	15:58:30.463	<b>47.801</b>	+0.242	20.279	14.056	13.466
7	15:59:16.513	<b>47.735</b>	+0.256	20.222	14.125	13.388	7	15:59:18.170	<b>47.707</b>	+0.148	20.270	14.041	13.396
8	16:00:04.110	<b>47.597</b>	+0.118	20.228	13.977	13.392	8	16:00:05.958	<b>47.788</b>	+0.229	20.364	13.980	13.444
9	16:00:51.668	<b>47.558</b>	+0.079	20.217	<b>13.937</b>	13.404	9	16:00:53.744	<b>47.786</b>	+0.227	20.305	13.987	13.494
10	16:01:39.245	<b>47.577</b>	+0.098	20.221	13.975	13.381	10	16:01:41.539	<b>47.795</b>	+0.236	20.391	13.989	13.415
11	16:02:26.827	<b>47.582</b>	+0.103	20.182	14.028	13.372	11	16:02:29.237	<b>47.698</b>	+0.139	20.314	13.967	13.417
12	16:03:14.335	<b>47.508</b>	+0.029	20.197	13.968	13.343	12	16:03:16.796	<b>47.559</b>		<b>20.205</b>	13.954	13.400
13	16:04:01.814	<b>47.479</b>		<b>20.152</b>	13.996	<b>13.331</b>	13	16:04:04.458	<b>47.662</b>	+0.103	20.311	<b>13.937</b>	13.414
<b>(85) Oliver Städtler</b>							<b>(19) Luis Esser</b>						
1	15:54:26.963	<b>52.561</b>	+5.152	23.985	14.940	13.636	1	15:54:28.417	<b>51.795</b>	+4.124	23.078	15.011	13.706
2	15:55:17.125	<b>49.162</b>	+1.753	20.780	14.837	13.545	2	15:55:17.592	<b>49.175</b>	+1.504	20.722	14.843	13.610
3	15:56:05.472	<b>48.347</b>	+0.938	20.563	13.389	13.589	3	15:56:06.391	<b>48.799</b>	+1.128	20.842	14.467	13.490
4	15:56:53.568	<b>48.096</b>	+0.687	20.559	14.175	13.362	4	15:56:54.520	<b>48.129</b>	+0.458	20.426	14.242	13.461
5	15:57:41.385	<b>47.817</b>	+0.408	20.267	14.157	13.393	5	15:57:42.502	<b>47.982</b>	+0.311	20.437	14.139	<b>13.406</b>
6	15:58:28.930	<b>47.545</b>	+0.136	20.179	14.025	13.341	6	15:58:30.257	<b>47.755</b>	+0.084	20.276	<b>14.012</b>	13.467
7	15:59:16.833	<b>47.903</b>	+0.494	20.312	14.292	13.299	7	15:59:18.114	<b>47.857</b>	+0.186	20.312	14.103	13.442
8	16:00:04.480	<b>47.647</b>	+0.238	20.240	14.121	13.286	8	16:00:06.247	<b>48.133</b>	+0.462	20.618	14.048	13.467
9	16:00:52.043	<b>47.563</b>	+0.154	20.210	14.000	13.353	9	16:00:54.091	<b>47.844</b>	+0.173	20.353	14.058	13.433
10	16:01:39.511	<b>47.468</b>	+0.059	20.109	14.022	13.337	10	16:01:41.860	<b>47.769</b>	+0.098	20.297	14.045	13.427
11	16:02:26.920	<b>47.409</b>		<b>20.089</b>	14.043	13.277	11	16:02:29.646	<b>47.786</b>	+0.115	20.321	14.049	13.416
12	16:03:14.523	<b>47.603</b>	+0.194	20.198	14.140	<b>13.265</b>	12	16:03:17.317	<b>47.671</b>		<b>20.221</b>	14.019	13.431
13	16:04:02.097	<b>47.574</b>	+0.165	20.303	<b>13.976</b>	13.295	13	16:04:05.184	<b>47.867</b>	+0.196	20.314	14.068	13.485
<b>(6) Matej Preuss</b>							<b>(77) Felix Wischitzki</b>						
1	15:54:26.973	<b>51.713</b>	+4.404	23.075	14.820	13.818	1	15:54:29.846	<b>52.236</b>	+4.367	23.398	15.001	13.837
2	15:55:16.298	<b>49.325</b>	+2.016	20.920	14.703	13.702	2	15:55:18.627	<b>48.781</b>	+0.912	20.854	14.352	13.575
3	15:56:05.778	<b>48.480</b>	+1.171	20.594	14.330	13.556	3	15:56:06.964	<b>48.337</b>	+0.468	20.601	14.176	13.560
4	15:56:52.774	<b>47.996</b>	+0.687	20.304	14.187	13.505	4	15:56:55.340	<b>48.376</b>	+0.507	20.619	14.162	13.595
5	15:57:40.753	<b>47.979</b>	+0.670	20.367	14.117	13.495	5	15:57:43.385	<b>48.045</b>	+0.176	20.519	14.039	13.487
6	15:58:28.451	<b>47.698</b>	+0.389	20.248	14.022	13.428	6	15:58:31.328	<b>47.943</b>	+0.074	20.407	<b>13.988</b>	13.548
7	15:59:16.756	<b>48.305</b>	+0.996	20.448	14.488	13.369	7	15:59:19.436	<b>48.108</b>	+0.239	20.453	14.059	13.596
8	16:00:04.427	<b>47.671</b>	+0.362	20.117	14.189	13.365	8	16:00:07.456	<b>48.020</b>	+0.151	20.456	14.016	13.548
9	16:00:52.205	<b>47.778</b>	+0.469	20.430	14.049	13.299	9	16:00:55.474	<b>48.018</b>	+0.149	20.410	14.013	13.595
10	16:01:39.618	<b>47.413</b>	+0.104	20.162	<b>14.003</b>	13.248	10	16:01:43.492	<b>48.018</b>	+0.149	20.441	14.073	13.504
11	16:02:27.329	<b>47.711</b>	+0.402	20.311	14.082	13.318	11	16:02:31.361	<b>47.869</b>		20.404	13.991	<b>13.474</b>
12	16:03:14.638	<b>47.309</b>		<b>20.049</b>	14.050	<b>13.210</b>	12	16:03:19.294	<b>47.933</b>	+0.064	<b>20.380</b>	14.005	13.548
13	16:04:02.505	<b>47.867</b>	+0.558	20.427	14.100	13.340	13	16:04:07.297	<b>48.003</b>	+0.134	20.485	13.991	13.527
<b>(7) Emanuel Mai</b>							<b>(76) Matthy Vandebroek</b>						
1	15:54:28.245	<b>52.451</b>	+4.933	23.681	15.066	13.704	1	15:54:30.330	<b>53.039</b>	+5.294	23.693	15.523	13.823
2	15:55:17.326	<b>49.081</b>	+1.563	20.775	14.725	13.581	2	15:55:19.710	<b>49.380</b>	+1.635	20.906	14.727	13.747
3	15:56:05.882	<b>48.556</b>	+1.038	20.503	14.519	13.534	3	15:56:08.339	<b>48.629</b>	+0.884	20.678	14.385	13.566
4	15:56:53.900	<b>48.018</b>	+0.500	20.420	14.183	13.415	4	15:56:56.609	<b>48.270</b>	+0.525	20.487	14.227	13.556
5	15:57:41.590	<b>47.690</b>	+0.172	20.213	14.108	13.369	5	15:57:44.585	<b>47.976</b>	+0.231	20.446	14.059	13.471
6	15:58:29.242	<b>47.652</b>	+0.134	20.201	14.044	13.407	6	15:58:32.493	<b>47.908</b>	+0.163	20.360	14.075	13.473
7	15:59:17.187	<b>47.945</b>	+0.427	20.357	14.190	13.398	7	15:59:20.440	<b>47.947</b>	+0.202	20.369	14.079	13.499
8	16:00:04.899	<b>47.712</b>	+0.194	20.284	14.038	13.390	8	16:00:08.289	<b>47.849</b>	+0.104	20.382	14.013	13.454
9	16:00:52.600	<b>47.701</b>	+0.183	20.260	14.025	13.416	9	16:00:56.184	<b>47.895</b>	+0.150	20.392	14.060	13.443
10	16:01:40.154	<b>47.554</b>	+0.036	20.194	<b>13.975</b>	13.385	10	16:01:43.935	<b>47.751</b>	+0.006	<b>20.279</b>	14.059	13.413
11	16:02:27.672	<b>47.518</b>		<b>20.159</b>	13.997	<b>13.362</b>	11	16:02:31.712	<b>47.777</b>	+0.032	20.415	<b>13.973</b>	13.389
12	16:03:15.213	<b>47.541</b>	+0.023	20.183	13.983	13.375	12	16:03:19.457	<b>47.745</b>		20.284	14.062	13.399
13	16:04:02.768	<b>47.555</b>	+0.037	20.203	13.989	13.363	13	16:04:07.452	<b>47.995</b>	+0.250	20.527	14.087	<b>13.381</b>
<b>(32) Kevin Lantinga</b>							<b>(33) Pavel Vimmer</b>						
1	15:54:28.612	<b>51.645</b>	+4.168	23.048	14.904	13.693	1	15:54:31.065	<b>53.820</b>	+6.256	24.507	15.660	13.653
2	15:55:17.628	<b>49.016</b>	+1.539	20.923	14.585	13.508	2	15:55:20.672	<b>49.607</b>	+2.043	21.249	14.568	13.790
3	15:56:06.141	<b>48.513</b>	+1.036	20.698	14.396	13.419	3	15:56:09.044	<b>48.372</b>	+0.808	20.538	14.387	13.447
4	15:56:54.339	<b>48.198</b>	+0.721	20.423	14.281	13.494	4	15:56:58.036	<b>48.992</b>	+1.428	21.219	14.293	13.480
5	15:57:42.249	<b>47.910</b>	+0.433	20.258	14.217	13.435	5	15:57:46.603	<b>48.567</b>	+1.003	20.809	14.371	13.387
6	15:58:30.009	<b>47.760</b>	+0.283	20.208	14.017	13.535	6	15:58:34.625	<b>48.022</b>	+0.458	20.590	14.072	13.360
7	15:59:17.813	<b>47.804</b>	+0.327	20.265	14.132	13.407	7	15:59:22.189	<b>47.564</b>		20.275	13.981	<b>13.308</b>
8	16:00:05.679	<b>47.866</b>	+0.389	20.252	14.106	13.508	8	16:00:10.407	<b>48.218</b>	+0.654	20.669	14.132	13.417
9	16:00:53.346	<b>47.667</b>	+0.190	20.182	14.046	13.439	9	16:00:58.029	<b>47.622</b>	+0.058	<b>20.260</b>	14.019	13.343
10	16:01:40.940	<b>47.594</b>	+0.117	20.225	14.045	<b>13.324</b>	10	16:01:46.381	<b>48.352</b>	+0.788	20.808	14.085	13.459
11	16:02:28.525	<b>47.585</b>	+0.108	20.214	14.027	13.344	11	16:02:34.213	<b>47.832</b>	+0.268	20.397	14.042	13.393
12	16:03:16.107	<b>47.582</b>	+0.105	20.172	14.020	13.390							

# ADAC Kartrennen Mülren

**KZ2**

**Arena E Mülren 1,315 Km**

**Qualifying Heat A-C**

**25.04.2026 15:55**

**Race (9:00 and 1 Laps) started at 15:53:35**

Lap	Time of Day	Lap Tm	Diff	S1 Tm	S2 Tm	S3 Tm
12	16:03:21.874	<b>47.661</b>	+0.097	20.289	14.031	13.341
13	16:04:09.514	<b>47.640</b>	+0.076	20.357	<b>13.967</b>	13.316

Lap	Time of Day	Lap Tm	Diff	S1 Tm	S2 Tm	S3 Tm
11	16:02:41.476	<b>48.528</b>	+0.613	20.637	14.092	13.799
12	16:03:29.523	<b>48.047</b>	+0.132	<b>20.299</b>	14.242	13.506
13	16:04:17.438	<b>47.915</b>		20.386	<b>14.049</b>	13.480

(15) Morgan Knudsen

1	15:54:30.785	<b>53.478</b>	+5.474	24.180	15.448	13.850
2	15:55:20.339	<b>49.554</b>	+1.550	21.286	14.595	13.673
3	15:56:09.022	<b>48.683</b>	+0.679	20.654	14.452	13.577
4	15:56:57.579	<b>48.557</b>	+0.553	20.676	14.297	13.584
5	15:57:45.884	<b>48.305</b>	+0.301	20.528	14.251	13.526
6	15:58:33.899	<b>48.015</b>	+0.011	<b>20.321</b>	14.119	13.575
7	15:59:21.920	<b>48.021</b>	+0.017	20.399	14.151	<b>13.471</b>
8	16:00:10.309	<b>48.389</b>	+0.385	20.604	14.260	13.525
9	16:00:58.853	<b>48.544</b>	+0.540	20.871	14.148	13.525
10	16:01:47.214	<b>48.361</b>	+0.357	20.561	14.267	13.533
11	16:02:35.218	<b>48.004</b>		20.431	<b>14.077</b>	13.496
12	16:03:23.289	<b>48.071</b>	+0.067	20.420	14.126	13.525
13	16:04:11.420	<b>48.131</b>	+0.127	20.418	14.135	13.578

(80) Jannik Remmert

1	15:54:33.669	<b>55.884</b>	+8.050	25.359	16.704	13.821
2	15:55:23.813	<b>50.144</b>	+2.310	21.176	15.294	13.674
3	15:56:13.679	<b>49.866</b>	+2.032	21.033	14.897	13.936
4	15:57:04.038	<b>50.359</b>	+2.525	21.714	15.010	13.635
5	15:57:52.458	<b>48.420</b>	+0.586	20.664	14.305	13.451
6	15:58:41.625	<b>49.167</b>	+1.333	20.851	14.428	13.888
7	15:59:29.725	<b>48.100</b>	+0.266	20.464	14.054	13.582
8	16:00:17.739	<b>48.014</b>	+0.180	20.455	14.082	13.477
9	16:01:05.869	<b>48.130</b>	+0.296	20.524	14.159	13.447
10	16:01:54.160	<b>48.291</b>	+0.457	20.607	14.154	13.530
11	16:02:41.994	<b>47.834</b>		20.381	<b>13.995</b>	13.458
12	16:03:29.890	<b>47.896</b>	+0.062	<b>20.361</b>	14.066	13.469
13	16:04:17.803	<b>47.913</b>	+0.079	20.401	14.100	<b>13.412</b>

(13) Alexander Richter

1	15:54:30.567	<b>53.104</b>	+5.138	23.792	15.374	13.938
2	15:55:19.974	<b>49.407</b>	+1.441	21.084	14.584	13.739
3	15:56:08.925	<b>48.951</b>	+0.985	20.835	14.417	13.699
4	15:56:57.970	<b>49.045</b>	+1.079	21.210	14.578	13.557
5	15:57:46.483	<b>48.513</b>	+0.547	20.667	14.225	13.621
6	15:58:35.113	<b>48.630</b>	+0.664	20.936	14.155	13.539
7	15:59:23.229	<b>48.116</b>	+0.150	20.507	14.093	13.516
8	16:00:11.294	<b>48.065</b>	+0.099	20.492	<b>14.050</b>	13.523
9	16:00:59.483	<b>48.189</b>	+0.223	20.448	14.105	13.636
10	16:01:47.449	<b>47.966</b>		<b>20.391</b>	14.110	13.465
11	16:02:35.494	<b>48.045</b>	+0.079	20.482	14.105	<b>13.458</b>
12	16:03:23.469	<b>47.975</b>	+0.009	20.396	14.116	13.463
13	16:04:11.521	<b>48.052</b>	+0.086	20.464	14.081	13.507

(4) Kevin Wagner

1	15:54:33.925	<b>56.062</b>	+8.426	25.137	17.058	13.867
2	15:55:23.983	<b>50.058</b>	+2.422	21.194	15.159	13.705
3	15:56:13.621	<b>49.638</b>	+2.002	21.016	14.868	13.754
4	15:57:02.501	<b>48.880</b>	+1.244	21.172	14.280	13.428
5	15:57:50.650	<b>48.149</b>	+0.513	20.631	14.127	13.391
6	15:58:38.776	<b>48.126</b>	+0.490	20.369	14.149	13.608
7	15:59:26.640	<b>47.864</b>	+0.228	<b>20.251</b>	14.175	13.438
8	16:00:14.410	<b>47.770</b>	+0.134	20.338	<b>13.971</b>	13.461
9	16:01:02.116	<b>47.706</b>	+0.070	20.252	14.047	13.407
10	16:01:49.786	<b>47.670</b>	+0.034	20.337	13.985	13.348
11	16:02:37.422	<b>47.636</b>		20.255	14.072	<b>13.309</b>
12	16:03:25.719	<b>48.297</b>	+0.661	20.746	14.166	13.385
13	16:04:13.571	<b>47.852</b>	+0.216	20.372	14.023	13.457

(43) Niko Bognar

1	15:54:32.712	<b>55.235</b>	+7.471	24.593	16.630	14.012
2	15:55:22.771	<b>50.059</b>	+2.295	21.163	15.037	13.859
3	15:56:11.746	<b>48.975</b>	+1.211	20.784	14.549	13.642
4	15:57:00.161	<b>48.415</b>	+0.651	20.529	14.188	13.698
5	15:57:48.170	<b>48.009</b>	+0.245	20.325	14.195	13.489
6	15:58:36.691	<b>48.521</b>	+0.757	20.609	14.111	13.801
7	15:59:25.602	<b>48.911</b>	+1.147	21.057	14.294	13.560
8	16:00:13.863	<b>48.261</b>	+0.497	20.702	14.119	13.440
9	16:01:01.627	<b>47.764</b>		<b>20.241</b>	14.092	13.431
10	16:01:49.523	<b>47.896</b>	+0.132	20.336	14.093	13.467
11	16:02:37.322	<b>47.799</b>	+0.035	20.359	14.050	13.390
12	16:03:25.904	<b>48.582</b>	+0.818	21.043	14.183	<b>13.356</b>
13	16:04:13.794	<b>47.890</b>	+0.126	20.453	<b>14.034</b>	13.403

(27) Dino Carlsson

1	15:54:33.557	<b>55.563</b>	+7.496	24.717	16.676	14.170
2	15:55:24.307	<b>50.750</b>	+2.683	21.950	15.061	13.739
3	15:56:14.089	<b>49.782</b>	+1.715	21.015	14.825	13.942
4	15:57:03.179	<b>49.090</b>	+1.023	21.069	14.438	13.583
5	15:57:52.161	<b>48.982</b>	+0.915	20.796	14.543	13.643
6	15:58:40.669	<b>48.508</b>	+0.441	20.663	14.250	13.595
7	15:59:29.129	<b>48.460</b>	+0.393	20.675	14.207	13.578
8	16:00:17.562	<b>48.433</b>	+0.366	20.581	14.244	13.608
9	16:01:05.819	<b>48.257</b>	+0.190	20.494	14.215	13.548
10	16:01:54.605	<b>48.786</b>	+0.719	21.001	14.252	13.533
11	16:02:42.729	<b>48.124</b>	+0.057	<b>20.382</b>	14.279	<b>13.463</b>
12	16:03:30.796	<b>48.067</b>		20.428	<b>14.154</b>	13.485
13	16:04:19.141	<b>48.345</b>	+0.278	20.530	14.256	13.559

(12) Iliyan Yankov

1	15:54:33.594	<b>55.582</b>	+7.751	25.042	16.519	14.021
2	15:55:23.732	<b>50.138</b>	+2.307	21.121	15.150	13.867
3	15:56:13.120	<b>49.388</b>	+1.557	20.900	14.981	13.507
4	15:57:01.526	<b>48.406</b>	+0.575	20.628	14.242	13.536
5	15:57:50.367	<b>48.841</b>	+1.010	20.951	14.264	13.626
6	15:58:38.513	<b>48.146</b>	+0.315	20.501	14.105	13.540
7	15:59:26.979	<b>48.466</b>	+0.635	20.418	14.572	13.476
8	16:00:15.120	<b>48.141</b>	+0.310	20.525	14.084	13.532
9	16:01:03.237	<b>48.117</b>	+0.286	20.488	14.109	13.520
10	16:01:51.184	<b>47.947</b>	+0.116	20.432	14.036	13.479
11	16:02:39.118	<b>47.934</b>	+0.103	<b>20.354</b>	14.122	13.458
12	16:03:27.178	<b>48.060</b>	+0.229	20.440	14.109	13.511
13	16:04:15.009	<b>47.831</b>		20.406	<b>13.987</b>	<b>13.438</b>

(25) Cemil Bayyati

1	15:54:34.938	<b>56.529</b>	+8.607	26.945	15.438	14.146
2	15:55:25.146	<b>50.208</b>	+2.286	21.322	15.050	13.836
3	15:56:14.418	<b>49.272</b>	+1.350	20.832	14.769	13.671
4	15:57:04.292	<b>49.874</b>	+1.952	21.217	15.020	13.637
5	15:57:53.154	<b>48.862</b>	+0.940	20.973	14.318	13.571
6	15:58:42.408	<b>49.254</b>	+1.332	21.239	14.361	13.654
7	15:59:31.190	<b>48.782</b>	+0.860	20.747	14.306	13.729
8	16:00:19.952	<b>48.762</b>	+0.840	21.014	14.178	13.570
9	16:01:08.317	<b>48.365</b>	+0.443	20.542	14.200	13.623
10	16:01:56.808	<b>48.491</b>	+0.569	20.681	14.162	13.648
11	16:02:44.899	<b>48.091</b>	+0.169	20.497	14.025	13.569
12	16:03:32.821	<b>47.922</b>		20.366	14.055	<b>13.501</b>
13	16:04:20.749	<b>47.928</b>	+0.006	<b>20.353</b>	<b>14.016</b>	13.559

(34) Marcel Ernst

1	15:54:30.833	<b>53.253</b>	+5.338	24.021	15.511	13.721
2	15:55:21.111	<b>50.278</b>	+2.363	21.681	14.568	14.029
3	15:56:10.979	<b>49.868</b>	+1.953	21.215	14.701	13.952
4	15:56:59.612	<b>48.633</b>	+0.718	20.884	14.174	13.575
5	15:57:47.848	<b>48.236</b>	+0.321	20.443	14.285	13.508
6						

## ADAC Kartrennen Mülren

KZ2

Arena E Mülren 1,315 Km

Qualifying Heat A-C

25.04.2026 15:55

Race (9:00 and 1 Laps) started at 15:53:35

Lap	Time of Day	Lap Tm	Diff	S1 Tm	S2 Tm	S3 Tm
10	16:01:57.001	48.346	+0.187	20.631	14.172	13.543
11	16:02:45.677	48.676	+0.517	21.038	14.140	13.498
12	16:03:33.836	48.159		20.515	14.064	13.580
13	16:04:22.036	48.200	+0.041	20.439	14.158	13.603

(40) Tim Schott

1	15:54:32.886	55.061	+7.131	24.349	16.812	13.900
2	15:55:23.466	50.580	+2.650	21.051	15.741	13.788
3	15:56:13.027	49.561	+1.631	20.668	15.327	13.566
4	15:57:01.162	48.135	+0.205	20.513	14.145	13.477
5	15:57:55.859	54.697	+6.767	26.320	14.865	13.512
6	15:58:44.095	48.236	+0.306	20.390	14.272	13.574
7	15:59:32.784	48.689	+0.759	20.848	14.232	13.609
8	16:00:20.714	47.930		20.479	14.029	13.422
9	16:01:08.966	48.252	+0.322	20.672	14.054	13.526
10	16:01:57.081	48.115	+0.185	20.519	14.134	13.462
11	16:02:45.390	48.309	+0.379	20.707	14.117	13.485
12	16:03:34.126	48.736	+0.806	20.208	14.249	14.279
13	16:04:22.326	48.200	+0.270	20.458	14.026	13.716

(22) Carl Luthardt

1	15:54:46.898	1:08.195	+20.687	39.278	15.074	13.843
2	15:55:35.751	48.853	+1.345	20.689	14.420	13.744
3	15:56:24.530	48.779	+1.271	20.579	14.424	13.776
4	15:57:12.490	47.960	+0.452	20.405	14.127	13.428
5	15:58:00.439	47.949	+0.441	20.475	14.033	13.441
6	15:58:48.154	47.715	+0.207	20.199	14.046	13.470
7	15:59:35.948	47.794	+0.286	20.401	14.027	13.366
8	16:00:23.844	47.896	+0.388	20.141	14.281	13.674
9	16:01:11.533	47.689	+0.181	20.316	13.977	13.396
10	16:01:59.218	47.685	+0.177	20.292	13.996	13.397
11	16:02:47.552	48.334	+0.826	20.140	14.490	13.704
12	16:03:35.089	47.537	+0.029	20.204	13.990	13.343
13	16:04:22.597	47.508		20.181	13.901	13.426

(5) Lukas Heim

1	15:54:33.194	55.028	+6.968	24.357	16.595	14.076
2	15:55:23.115	49.921	+1.861	21.113	15.023	13.785
3	15:56:12.481	49.366	+1.306	20.920	14.706	13.740
4	15:57:04.993	48.512	+0.452	20.628	14.261	13.623
5	15:57:51.975	50.982	+2.922	22.307	14.687	13.988
6	15:58:41.794	49.819	+1.759	21.138	14.541	14.140
7	15:59:30.002	48.208	+0.148	20.550	14.148	13.510
8	16:00:18.133	48.131	+0.071	20.526	14.090	13.515
9	16:01:06.427	48.294	+0.234	20.627	14.109	13.558
10	16:01:54.825	48.398	+0.338	20.799	14.073	13.526
11	16:02:42.885	48.060		20.466	14.075	13.519
12	16:03:31.264	48.379	+0.319	20.680	14.153	13.546
13	16:04:19.384	48.120	+0.060	20.449	14.097	13.574

(35) Moritz Schwing

1	15:54:34.692	56.688	+8.703	26.519	16.078	14.091
2	15:55:24.951	50.259	+2.274	21.409	15.056	13.794
3	15:56:14.325	49.374	+1.389	20.869	14.758	13.747
4	15:57:04.193	49.868	+1.883	21.156	15.056	13.656
5	15:57:52.809	48.616	+0.631	20.748	14.328	13.540
6	15:58:41.990	49.181	+1.196	20.843	14.560	13.778
7	15:59:31.128	49.138	+1.153	20.684	14.446	14.008
8	16:00:19.757	48.629	+0.644	20.850	14.173	13.606
9	16:01:07.990	48.233	+0.248	20.486	14.199	13.548
10	16:01:56.336	48.346	+0.361	20.716	14.123	13.507
11	16:02:44.321	47.985		20.490	14.069	13.426
12	16:03:32.399	48.078	+0.093	20.526	14.108	13.444
13	16:04:20.690	48.291	+0.306	20.469	14.170	13.652

(50) Khalil Sodah

1	15:54:45.574	1:07.402	+19.176	38.147	15.185	14.070
2	15:55:35.286	49.712	+1.486	21.230	14.677	13.805
3	15:56:24.632	49.346	+1.120	20.876	14.315	14.155
4	15:57:13.632	49.000	+0.774	20.870	14.453	13.677
5	15:58:02.134	48.502	+0.276	20.640	14.228	13.634
6	15:58:50.551	48.417	+0.191	20.562	14.203	13.652
7	15:59:39.013	48.462	+0.236	20.667	14.123	13.672
8	16:00:27.409	48.396	+0.170	20.658	14.163	13.575

Lap	Time of Day	Lap Tm	Diff	S1 Tm	S2 Tm	S3 Tm
9	16:01:15.816	48.407	+0.181	20.478	14.141	13.788
10	16:02:04.226	48.410	+0.184	20.577	14.189	13.644
11	16:02:52.452	48.226		20.586	14.048	13.592
12	16:03:40.799	48.347	+0.121	20.681	14.132	13.534
13	16:04:29.132	48.333	+0.107	20.569	14.183	13.581

(60) Maximilian Eigner

1	15:54:35.384	57.110	+8.980	27.298	15.815	13.997
2	15:55:25.689	50.305	+2.175	21.239	15.029	14.037
3	15:56:14.605	48.916	+0.786	20.777	14.605	13.534
4	15:57:04.503	49.898	+1.768	21.186	15.099	13.613
5	15:57:53.362	48.859	+0.729	20.941	14.311	13.607
6	15:58:42.334	48.972	+0.842	20.846	14.208	13.918
7	15:59:31.068	48.734	+0.604	20.528	14.430	13.776
8	16:00:20.549	49.481	+1.351	21.561	14.284	13.636
9	16:01:09.505	48.956	+0.826	21.165	14.136	13.655
10	16:01:57.637	48.132	+0.002	20.595	14.034	13.503
11	16:02:47.927	50.290	+2.160	20.570	15.578	14.142
12	16:03:36.057	48.130		20.428	14.106	13.596
13	16:04:24.344	48.287	+0.157	20.701	14.078	13.508

(79) Hannes Ehninger

1	15:54:35.151	55.675	+7.262	25.856	15.672	14.147
2	15:55:26.726	51.575	+3.162	21.269	15.061	15.245
3	15:56:16.394	49.668	+1.255	21.141	14.640	13.887
4	15:57:05.384	48.990	+0.577	20.746	14.473	13.771
5	15:57:55.060	49.676	+1.263	21.626	14.401	13.649
6	15:58:43.973	48.913	+0.500	20.660	14.425	13.828
7	15:59:32.958	48.985	+0.572	20.826	14.241	13.918
8	16:00:21.479	48.521	+0.108	20.701	14.175	13.645
9	16:01:15.749	54.270	+5.857	24.704	15.363	14.203
10	16:02:04.523	48.774	+0.361	20.885	14.248	13.641
11	16:02:53.030	48.507	+0.094	20.684	14.126	13.697
12	16:03:41.443	48.413		20.572	14.228	13.613
13	16:04:29.907	48.464	+0.051	20.645	14.130	13.689

(84) Ben Keller

1	15:54:35.952	56.757	+7.716	26.963	15.623	14.171
2	15:55:26.082	50.130	+1.089	21.322	14.890	13.918
3	15:56:15.302	49.220	+0.179	20.985	14.527	13.708
4	15:57:05.157	49.855	+0.814	21.107	15.019	13.729
5	15:57:54.984	49.827	+0.786	21.557	14.504	13.766
6	15:58:44.025	49.041		21.004	14.374	13.663
7	15:59:34.508	50.483	+1.442	21.668	14.669	14.146
8	16:00:24.686	50.178	+1.137	21.142	15.130	13.906
9	16:01:15.994	51.308	+2.267	21.519	15.230	14.559
10	16:02:05.421	49.427	+0.386	21.114	14.577	13.736
11	16:02:54.895	49.474	+0.433	21.042	14.560	13.872
12	16:03:45.347	50.452	+1.411	21.246	15.083	14.123
13	16:04:34.882	49.535	+0.494	21.155	14.597	13.783

(16) Tim Halver

1	15:54:34.479	56.057	+7.989	25.732	16.152	14.173
2	15:55:24.554	50.075	+2.007	21.482	14.849	13.744
3	15:56:14.166	49.612	+1.544	21.149	14.714	13.749
4	15:57:03.447	49.281	+1.213	21.195	14.598	13.488
5	15:57:52.269	48.822	+0.754	21.002	14.347	13.473
6	15:58:41.891	49.622	+1.554	21.319	14.440	13.863
7	15:59:30.258	48.367	+0.299	20.695	14.215	13.457
8	16:00:18.440	48.182	+0.114	20.615	14.130	13.437
9	16:01:06.508	48.068		20.446	14.175	13.447

(9) Simon Billman

1	15:54:29.597	52.787	+3.458	23.947	15.106	13.734
2	15:55:21.024	51.427	+2.098	20.794	16.020	14.613
3	15:56:10.353	49.329		21.160	14.376	13.793

## ADAC Kartrennen Mülsen

## KZ2 / Qualifying Heat A-C Revision 1

Track: Arena E Mülsen - 1.315 km

Race Started: 15:53:35

Best Lap by: 6 - Matej Preuss - 47.309

Rank	#	Driver	Nat	Sponsor Competitor	Nat	Driver-License Com-Licence	Equipment	laps	T. Time Diff	Best Lap	Penalty	Points
1	58	Marek Skrivan	CZE	TB Racing Team	DEU	26AS0071 38262	Sodi /TM/VEGA	13	10:26.554	47.479		50
2	85	Oliver Städtler	DEU	Formula K SRP Factory Team	DEU	65210 48701	IPK /TM/VEGA	13	10:26.837 0.283	47.409		44
3	6	Matej Preuss	CZE	Formula K SRP Factory Team	DEU	26AS0210 48701	IPK /TM/VEGA	13	10:27.245 0.691	47.309		41
4	7	Emanuel Mai	DEU	Solgat Motorsport	DEU	16484 66799	Birelart /TM/VEGA	13	10:27.508 0.954	47.518		38
5	32	Kevin Lantinga	NLD	TB Racing Team	DEU	42585 38262	Sodi /TM/VEGA	13	10:28.324 1.770	47.477		36
6	51	Albin Stureson	SWE	Bamberger GmbH	DEU	91259 70041	Lenzokart /TM/VEGA	13	10:29.198 2.644	47.559		34
7	19	Luis Esser	DEU	Mach1 Motorsport	DEU	11661 66429	Mach1 /TM/VEGA	13	10:29.924 3.370	47.671		32
8	77	Felix Wischlitzki	DEU	RS-Motorsport	DEU	15497 66779	CRG /TM/VEGA	13	10:32.037 5.483	47.869		30
9	76	Matthij Vandebroek	DEU	VDB Kart Racing	DEU	11491 66002	Birelart /TM/VEGA	13	10:32.192 5.638	47.745		28
10	33	Pavel Vimmer	CZE	TB Racing Team	DEU	26AS0709 38262	KR /TM/VEGA	13	10:34.254 7.700	47.564		27
11	15	Morgan Knudsen	DNK	Kartshop Ampfing	DEU	137956 66030	Birelart /TM/VEGA	13	10:36.160 9.606	48.004		26
12	13	Alexander Richter	DEU	Alexander Richter	DEU	14437 14437	DR /Modena/VEGA	13	10:36.261 9.707	47.966		25
13	43	Niko Bognar	DEU	Formula K SRP Factory Team	DEU	65560 48701	IPK /TM Kart/VEGA	13	10:38.534 11.980	47.764		24
14	12	Iliyan Yankov	BGR	Formula K SRP Factory Team	DEU	BG-26/E-INT 009 48701	IPK /TM/VEGA	13	10:39.749 13.195	47.831		23
15	34	Marcel Ernst	DEU	Dörr Motorsport	DEU	34772 65122	KR /IAME/VEGA	13	10:42.178 15.624	47.915		22
16	80	Jannik Remmert	DEU	VDB Kart Racing	DEU	19994 66002	Birelart /TM/VEGA	13	10:42.543 15.989	47.834		21
17	4	Kevin Wagner	DEU	TB Racing Team	DEU	11828 38262	Sodi /TM/VEGA	13	10:43.311 16.757	47.636	5 sec	20
18	27	Dino Carlsson	SWE	Solgat Motorsport	DEU	138919 66799	Birelart /TM/VEGA	13	10:43.881 17.327	48.067		19
19	5	Lukas Heim	DEU	ADAC OC Winnenden e.V.	DEU	52611 65216	Mach1 /TM/VEGA	13	10:44.124 17.570	48.060		18
20	25	Cemil Bayyati	DEU	Bamberger GmbH	DEU	67757 70041	Lenzokart /TM/VEGA	13	10:45.489 18.935	47.922		17
21	83	Max Hezel	DEU	CV Performance Group X JP Motorsport	DEU	65055 38321	KR /IAME/VEGA	13	10:46.776 20.222	48.159		16
22	40	Tim Schott	DEU	TB Racing Team	DEU	50748 38262	Sodi /TM/VEGA	13	10:47.066 20.512	47.930		15
23	22	Carl Luthardt	DEU	Kartshop Ampfing	DEU	37029 66030	Birelart /TM/VEGA	13	10:47.337 20.783	47.508		14
24	35	Moritz Schwing	DEU	Mach1 Motorsport	DEU	68323 66429	Mach1 /TM/VEGA	13	10:50.430 23.876	47.985	5 sec	13
25	50	Khalil Sodah	LTU	Mach1 Motorsport	DEU	2026-ITE/25 66429	Mach1 /TM/VEGA	13	10:53.872 27.318	48.226		12
26	60	Maximilian Eigner	DEU	AMC-Ehingen e.V.	DEU	51935 66521	Mach1 /TM/VEGA	13	10:54.084 27.530	48.130	5 sec	11
27	79	Hannes Ehninger	DEU	AMC-Ehingen e.V.	DEU	52576 66521	Mach1 /TM/VEGA	13	10:54.647 28.093	48.413		10
28	84	Ben Keller	DEU	CV Performance Group X JP Motorsport	DEU	20563 38321	KR /IAME/VEGA	13	10:59.622 33.068	49.041		9
29	16	Tim Halver	DEU	CRG Deutschland	DEU	58148 52600	CRG /TM/VEGA	9	7:31.248 4 Laps	48.068		8
30	9	Simon Billman	SWE	Solgat Motorsport	DEU	87167 66799	Birelart /TM/VEGA	3	2:35.093 10 Laps	49.329		7
31	64	Marc Gerstenkorn	CHE	Mach1 Motorsport	DEU	375 66429	Mach1 /TM/VEGA	0	1.068 13 Laps			6

## Announcements

#4,35,60 time penalty 5 sec. (front fairing)

Timekeeper  
M. WagnerRace Director  
C. RÖßIGER

Page 1/1

These results are provisional until the conclusion of any judicial and technical matters!

K-15802/26

Printed: 25.04.2026 / 17:02

VEGA

## ADAC Kartrennen Mülsen

## KZ2 / Qualifying Heat A-B

Track: Arena E Mülsen - 1.315 km

Race Started: 17:44:24

Best Lap by: 85 - Oliver Städtler - 47.510

Rank	#	Driver	Nat	Sponsor Competitor	Nat	Driver-License Com-Licence	Equipment	laps	T. Time Diff	Best Lap	Penalty	Points
1	▲ 1	88 Daniel Stell	DEU	Kartshop Ampfing	DEU	10858 66030	Birelart /TM/VEGA	13	10:30.160	47.634		50
2	▼ -1	85 Oliver Städtler	DEU	Formula K SRP Factory Team	DEU	65210 48701	IPK /TM/VEGA	13	10:30.531 0.371	47.510		44
3	▲ 1	46 Jayden Gushiken	DEU	Formula K SRP Factory Team	DEU	48497 48701	IPK /TM/VEGA	13	10:32.630 2.470	47.762		41
4	▲ 8	41 Maddox Wirtz	DEU	VDB Kart Racing	DEU	39902 66002	Birelart /TM/VEGA	13	10:32.863 2.703	47.788		38
5	▬ 0	9 Simon Billman	SWE	Solgat Motorsport	DEU	87167 66799	Birelart /TM/VEGA	13	10:33.220 3.060	47.637		36
6	▲ 1	33 Pavel Vimmer	CZE	TB Racing Team	DEU	26AS0709 38262	KR /TM/VEGA	13	10:33.254 3.094	47.731		34
7	▲ 1	14 Eric Wess	DEU	Christian Wess	DEU	44964 65002	Birelart /TM/VEGA	13	10:33.339 3.179	47.672		32
8	▲ 1	32 Kevin Lantinga	NLD	TB Racing Team	DEU	42585 38262	Sodi /TM/VEGA	13	10:35.514 5.354	47.783		30
9	▼ -6	64 Marc Gerstenkorn	CHE	Mach1 Motorsport	DEU	375 66429	Mach1 /TM/VEGA	13	10:35.833 5.673	47.612	5 sec	28
10	▲ 5	77 Felix Wischlitzi	DEU	RS-Motorsport	DEU	15497 66779	CRG /TM/VEGA	13	10:36.638 6.478	47.962		27
11	▼ -1	67 Jannik Julius Bernhart	DEU	Jannik Julius Bernhart	DEU	69855 69855	Lenzokart /TM/VEGA	13	10:40.225 10.065	48.097		26
12	▲ 5	80 Jannik R Emmert	DEU	VDB Kart Racing	DEU	19994 66002	Birelart /TM/VEGA	13	10:40.536 10.376	48.056		25
13	▼ -2	51 Albin Stureson	SWE	Bamberger GmbH	DEU	91259 70041	Lenzokart /TM/VEGA	13	10:40.927 10.767	47.780	5 sec	24
14	▼ -1	34 Marcel Ernst	DEU	Dörr Motorsport	DEU	34772 65122	KR /IAME/VEGA	13	10:43.607 13.447	48.140		23
15	▲ 5	68 Rick Hartmann	DEU	Rick Hartmann	DEU	67247 67247	Henza Kart /TM/VEGA	13	10:44.855 14.695	48.247		22
16	▲ 9	5 Lukas Heim	DEU	ADAC OC Winnenden e.V.	DEU	52611 65216	Mach1 /TM/VEGA	13	10:45.969 15.809	48.337		21
17	▲ 14	22 Carl Luthardt	DEU	Kartshop Ampfing	DEU	37029 66030	Birelart /TM/VEGA	13	10:46.154 15.994	47.662	5 sec	20
18	▲ 1	40 Tim Schott	DEU	TB Racing Team	DEU	50748 38262	Sodi /TM/VEGA	13	10:46.471 16.311	48.094	5 sec	19
19	▼ -5	23 Oskar Steinbach	DEU	Kartshop Ampfing	DEU	10217 49535	Birelart /TM/VEGA	13	10:46.714 16.554	48.094	5 sec	18
20	▲ 3	50 Khalil Sodah	LTU	Mach1 Motorsport	DEU	2026-ITE/25 66429	Mach1 /TM/VEGA	13	10:47.445 17.285	48.238		17
21	▼ -15	61 Nico Hantke	DEU	VDB Kart Racing	DEU	11673 66002	Birelart /TM/VEGA	13	10:49.173 19.013	47.743	5 sec	16
22	▲ 7	60 Maximilian Eigner	DEU	AMC-Ehingen e.V.	DEU	51935 66521	Mach1 /TM/VEGA	13	10:49.256 19.096	48.265		15
23	▼ -5	66 Valentin Knoedel	DEU	Formula K SRP Factory Team	DEU	48527 48701	IPK /TM/VEGA	13	10:49.393 19.233	48.304		14
24	▬ 0	17 Felix Schmidt	DEU	Mach1 Motorsport	DEU	21993 66429	Mach1 /TM/VEGA	13	10:49.420 19.260	48.232		13
25	▲ 3	10 Viggo Rasmussen	DEU	Kartshop Ampfing	DEU	69185 66030	Birelart /TM/VEGA	13	10:49.673 19.513	48.290		12
26	▼ -4	90 Maurice Klein	DEU	Dörr Motorsport	DEU	49651 65122	KR /IAME/VEGA	13	10:51.346 21.186	47.993	5 sec	11
27	▼ -1	78 Paul Doktor	DEU	CRG Deutschland	DEU	52823 52600	CRG /TM/VEGA	13	10:53.961 23.801	48.284	5 sec	10
28	▼ -1	16 Tim Halver	DEU	CRG Deutschland	DEU	58148 52600	CRG /TM/VEGA	13	10:54.324 24.164	48.313	5 sec	9
29	▼ -8	25 Cemil Bayyati	DEU	Bamberger GmbH	DEU	67757 70041	Lenzokart /TM/VEGA	2	1:54.036 11 Laps	50.317	5 sec	8

## Not classified

DNS	24	Noah Kaltenbach	DEU	Solgat Motorsport	DEU	41550 66799	Birelart /TM/VEGA	0	DNS		5 sec	5
DNS	11	Julian Bub	DEU	Dörr Motorsport	DEU	48217 65122	KR /IAME/VEGA	0	DNS			5

## Announcements

#16,22,23,24,25,40,51,61,64,78,90 time penalty 5 sec. (front fairing)

Timekeeper  
M. WagnerRace Director  
C. RÖßIGER

Page 1/1

These results are provisional until the conclusion of any judicial and technical matters!

K-15802/26

Printed: 25.04.2026 / 18:34

VEGA

## ADAC Kartrennen Mülsen

KZ2

Arena E Mülsen 1,315 Km

Qualifying Heat A-B

25.04.2026 17:40

Race (9:00 and 1 Laps) started at 17:44:24

Lap	Time of Day	Lap Tm	Diff	S1 Tm	S2 Tm	S3 Tm
(88) Daniel Stell						
1	17:45:17.156	<b>52.525</b>	+4.891	23.424	15.205	13.896
2	17:46:06.583	<b>49.427</b>	+1.793	21.024	14.718	13.685
3	17:46:55.181	<b>48.598</b>	+0.964	20.631	14.435	13.532
4	17:47:43.423	<b>48.242</b>	+0.608	20.482	14.264	13.496
5	17:48:31.500	<b>48.077</b>	+0.443	20.408	14.204	13.465
6	17:49:19.416	<b>47.916</b>	+0.282	20.365	14.123	13.428
7	17:50:07.207	<b>47.791</b>	+0.157	20.274	14.086	13.431
8	17:50:54.978	<b>47.771</b>	+0.137	20.317	<b>14.040</b>	13.414
9	17:51:42.781	<b>47.803</b>	+0.169	20.292	14.104	13.407
10	17:52:30.425	<b>47.644</b>	+0.010	20.209	14.061	13.374
11	17:53:18.059	<b>47.634</b>		<b>20.201</b>	14.060	<b>13.373</b>
12	17:54:06.961	<b>48.902</b>	+1.268	21.174	14.257	13.471
13	17:54:54.791	<b>47.830</b>	+0.196	20.266	14.134	13.430

(85) Oliver Städtler						
1	17:45:17.255	<b>52.567</b>	+5.057	23.462	15.267	13.838
2	17:46:06.842	<b>49.587</b>	+2.077	21.061	14.844	13.682
3	17:46:55.472	<b>48.630</b>	+1.120	20.667	14.447	13.516
4	17:47:43.736	<b>48.264</b>	+0.754	20.508	14.315	13.441
5	17:48:31.777	<b>48.041</b>	+0.531	20.458	14.260	13.323
6	17:49:19.638	<b>47.861</b>	+0.351	20.288	14.214	13.359
7	17:50:07.378	<b>47.740</b>	+0.230	20.265	14.147	13.328
8	17:50:55.275	<b>47.897</b>	+0.387	20.376	14.186	13.335
9	17:51:42.904	<b>47.629</b>	+0.119	20.187	<b>14.133</b>	13.309
10	17:52:30.690	<b>47.786</b>	+0.276	20.207	14.162	13.417
11	17:53:18.200	<b>47.510</b>		<b>20.078</b>	14.153	<b>13.279</b>
12	17:54:07.544	<b>49.344</b>	+1.834	21.355	14.673	13.316
13	17:54:55.162	<b>47.618</b>	+0.108	20.116	14.155	13.347

(46) Jayden Gushiken						
1	17:45:18.071	<b>52.953</b>	+5.191	23.951	15.073	13.929
2	17:46:07.453	<b>49.382</b>	+1.620	20.883	14.657	13.842
3	17:46:56.587	<b>49.134</b>	+1.372	21.158	14.501	13.475
4	17:47:45.252	<b>48.665</b>	+0.903	20.814	14.377	13.474
5	17:48:33.337	<b>48.085</b>	+0.323	20.477	14.196	13.412
6	17:49:21.503	<b>48.166</b>	+0.404	20.478	14.185	13.503
7	17:50:09.407	<b>47.904</b>	+0.142	20.386	14.132	13.386
8	17:50:57.169	<b>47.762</b>		20.320	<b>14.073</b>	<b>13.369</b>
9	17:51:45.069	<b>47.900</b>	+0.138	<b>20.265</b>	14.174	13.461
10	17:52:33.038	<b>47.969</b>	+0.207	20.414	14.133	13.422
11	17:53:20.871	<b>47.833</b>	+0.071	20.356	14.080	13.397
12	17:54:08.975	<b>48.104</b>	+0.342	20.464	14.216	13.424
13	17:54:57.261	<b>48.286</b>	+0.524	20.588	14.253	13.445

(41) Maddox Wirtz						
1	17:45:18.996	<b>52.929</b>	+5.141	23.812	15.246	13.691
2	17:46:08.243	<b>49.247</b>	+1.459	21.106	14.643	13.498
3	17:46:57.069	<b>48.826</b>	+1.038	20.701	14.482	13.643
4	17:47:45.837	<b>48.768</b>	+0.980	20.977	14.324	13.467
5	17:48:33.904	<b>48.067</b>	+0.279	20.502	14.167	13.398
6	17:49:21.821	<b>47.917</b>	+0.129	20.354	14.182	13.381
7	17:50:09.798	<b>47.977</b>	+0.189	20.297	14.309	13.371
8	17:50:57.685	<b>47.887</b>	+0.099	<b>20.271</b>	14.229	13.387
9	17:51:45.473	<b>47.788</b>		20.330	<b>14.143</b>	13.315
10	17:52:33.400	<b>47.927</b>	+0.139	20.334	14.307	<b>13.286</b>
11	17:53:21.357	<b>47.957</b>	+0.169	20.366	14.274	13.317
12	17:54:09.240	<b>47.883</b>	+0.095	20.331	14.219	13.333
13	17:54:57.494	<b>48.254</b>	+0.466	20.453	14.399	13.402

(9) Simon Billman						
1	17:45:18.775	<b>53.385</b>	+5.748	24.369	15.269	13.747
2	17:46:08.184	<b>49.409</b>	+1.772	20.850	14.874	13.685
3	17:46:57.167	<b>48.983</b>	+1.346	20.620	14.538	13.825
4	17:47:46.706	<b>49.539</b>	+1.902	21.532	14.550	13.457
5	17:48:34.721	<b>48.015</b>	+0.378	20.407	14.241	13.367
6	17:49:22.612	<b>47.891</b>	+0.254	20.293	14.215	13.383
7	17:50:10.317	<b>47.705</b>	+0.068	20.242	<b>14.120</b>	13.343
8	17:50:57.954	<b>47.637</b>		20.258	14.121	13.258
9	17:51:45.959	<b>48.005</b>	+0.368	20.385	14.218	13.402
10	17:52:33.710	<b>47.751</b>	+0.114	<b>20.217</b>	14.210	13.324
11	17:53:21.634	<b>47.924</b>	+0.287	20.345	14.328	<b>13.251</b>
12	17:54:09.419	<b>47.785</b>	+0.148	20.357	14.157	13.271

Lap	Time of Day	Lap Tm	Diff	S1 Tm	S2 Tm	S3 Tm
13	17:54:57.851	<b>48.432</b>	+0.795	20.430	14.410	13.592
(33) Pavel Vimmer						
1	17:45:18.656	<b>52.975</b>	+5.244	23.793	15.186	13.996
2	17:46:08.818	<b>50.162</b>	+2.431	21.422	15.037	13.703
3	17:46:57.403	<b>48.585</b>	+0.854	20.608	14.463	13.514
4	17:47:46.097	<b>48.694</b>	+0.963	20.901	14.347	13.446
5	17:48:34.214	<b>48.117</b>	+0.386	20.475	14.215	13.427
6	17:49:22.116	<b>47.902</b>	+0.171	20.377	14.191	13.334
7	17:50:09.847	<b>47.731</b>		20.309	<b>14.145</b>	13.277
8	17:50:57.792	<b>47.945</b>	+0.214	20.484	14.154	13.307
9	17:51:45.614	<b>47.822</b>	+0.091	20.326	14.168	13.328
10	17:52:33.521	<b>47.907</b>	+0.176	<b>20.283</b>	14.356	<b>13.268</b>
11	17:53:21.502	<b>47.981</b>	+0.250	20.346	14.331	13.304
12	17:54:09.703	<b>48.201</b>	+0.470	20.597	14.257	13.347
13	17:54:57.885	<b>48.182</b>	+0.451	20.414	14.251	13.517

(14) Eric Wess						
1	17:45:19.718	<b>53.916</b>	+6.244	24.101	15.882	13.933
2	17:46:09.447	<b>49.729</b>	+2.057	21.391	14.705	13.633
3	17:46:58.058	<b>48.611</b>	+0.939	20.633	14.414	13.564
4	17:47:46.875	<b>48.817</b>	+1.145	20.701	14.620	13.496
5	17:48:34.899	<b>48.024</b>	+0.352	20.437	14.223	13.364
6	17:49:22.857	<b>47.958</b>	+0.286	20.347	14.145	13.466
7	17:50:10.529	<b>47.672</b>		20.261	<b>14.069</b>	13.342
8	17:50:58.344	<b>47.815</b>	+0.143	<b>20.197</b>	14.174	13.444
9	17:51:46.146	<b>47.802</b>	+0.130	20.317	14.130	13.355
10	17:52:33.901	<b>47.755</b>	+0.083	20.214	14.220	13.321
11	17:53:21.825	<b>47.924</b>	+0.252	20.458	14.192	<b>13.274</b>
12	17:54:09.909	<b>48.084</b>	+0.412	20.517	14.163	13.404
13	17:54:57.970	<b>48.061</b>	+0.389	20.385	14.224	13.452

(32) Kevin Lantinga						
1	17:45:20.336	<b>54.238</b>	+6.455	24.047	16.182	14.009
2	17:46:10.941	<b>50.605</b>	+2.822	21.655	15.201	13.749
3	17:46:59.925	<b>48.984</b>	+1.201	20.813	14.546	13.625
4	17:47:48.490	<b>48.565</b>	+0.782	20.636	14.386	13.543
5	17:48:36.490	<b>48.000</b>	+0.217	20.343	14.225	13.432
6	17:49:24.405	<b>47.915</b>	+0.132	20.361	14.211	13.343
7	17:50:12.451	<b>48.046</b>	+0.263	20.341	14.243	13.462
8	17:51:00.310	<b>47.859</b>	+0.076	<b>20.262</b>	14.199	13.398
9	17:51:48.093	<b>47.783</b>		20.317	14.147	<b>13.319</b>
10	17:52:36.331	<b>48.238</b>	+0.455	20.605	14.233	13.400
11	17:53:24.382	<b>48.051</b>	+0.268	20.407	14.182	13.462
12	17:54:12.205	<b>47.823</b>	+0.040	20.330	14.146	13.347
13	17:55:00.145	<b>47.940</b>	+0.157	20.360	<b>14.142</b>	13.438

(64) Marc Gerstenkom						
1	17:45:17.618	<b>52.439</b>	+4.827	23.084	15.448	13.907
2	17:46:07.504	<b>49.886</b>	+2.274	21.059	14.755	14.072
3	17:46:56.352	<b>48.848</b>	+1.236	20.912	14.431	13.505
4	17:47:44.675	<b>48.323</b>	+0.711	20.580	14.284	13.459
5	17:48:32.829	<b>48.154</b>	+0.542	20.529	14.159	13.466
6	17:49:20.609	<b>47.780</b>	+0.168	20.345	14.055	13.380
7	17:50:08.340	<b>47.731</b>	+0.119	20.292	14.087	13.352
8	17:50:56.037	<b>47.697</b>	+0.085	20.237	14.095	13.365
9	17:51:43.842	<b>47.805</b>	+0.193	20.386	<b>14.048</b>	13.371
10	17:52:31.479	<b>47.637</b>	+0.025	<b>20.236</b>	14.079	13.322
11	17:53:19.091	<b>47.612</b>		20.237	14.067	<b>13.308</b>
12	17:54:07.697	<b>48.606</b>	+0.994	20.530	14.765	13.311
13	17:54:55.464	<b>47.767</b>	+0.155	20.243	14.170	13.354

(77) Felix Wischlitzki						
1	17:45:19.628	<b>53.073</b>				

## ADAC Kartrennen Mülsen

KZ2

Arena E Mülsen 1,315 Km

Qualifying Heat A-B

25.04.2026 17:40

Race (9:00 and 1 Laps) started at 17:44:24

Lap	Time of Day	Lap Tm	Diff	S1 Tm	S2 Tm	S3 Tm
12	17:54:13.043	<b>48.048</b>	+0.086	20.418	<b>14.090</b>	13.540
13	17:55:01.269	<b>48.226</b>	+0.264	20.440	14.162	13.624
<b>(67) Jannik Julius Bernhart</b>						
1	17:45:20.145	<b>54.179</b>	+6.082	24.097	16.077	14.005
2	17:46:11.111	<b>50.966</b>	+2.869	21.921	15.357	13.688
3	17:47:00.117	<b>49.006</b>	+0.909	20.903	14.555	13.548
4	17:47:49.114	<b>48.997</b>	+0.900	21.011	14.412	13.574
5	17:48:37.333	<b>48.219</b>	+0.122	20.559	<b>14.164</b>	13.496
6	17:49:25.537	<b>48.204</b>	+0.107	20.505	14.272	<b>13.427</b>
7	17:50:14.125	<b>48.588</b>	+0.491	20.750	14.253	13.585
8	17:51:02.405	<b>48.280</b>	+0.183	20.548	14.217	13.515
9	17:51:50.698	<b>48.293</b>	+0.196	20.429	14.334	13.530
10	17:52:38.795	<b>48.097</b>		<b>20.366</b>	14.181	13.550
11	17:53:26.970	<b>48.175</b>	+0.078	20.490	14.193	13.492
12	17:54:16.338	<b>49.368</b>	+1.271	21.411	14.437	13.520
13	17:55:04.856	<b>48.518</b>	+0.421	20.620	14.328	13.570

<b>(80) Jannik Remmert</b>						
1	17:45:20.916	<b>54.025</b>	+5.969	23.585	16.623	13.817
2	17:46:11.608	<b>50.692</b>	+2.636	21.436	15.514	13.742
3	17:47:00.719	<b>49.111</b>	+1.055	21.057	14.519	13.535
4	17:47:49.534	<b>48.815</b>	+0.759	20.737	14.473	13.605
5	17:48:37.984	<b>48.450</b>	+0.394	20.717	14.240	13.493
6	17:49:26.040	<b>48.056</b>		20.480	14.139	13.437
7	17:50:14.419	<b>48.379</b>	+0.323	20.543	14.396	13.440
8	17:51:02.633	<b>48.214</b>	+0.158	20.567	<b>14.132</b>	13.515
9	17:51:50.900	<b>48.267</b>	+0.211	20.413	14.342	13.512
10	17:52:38.990	<b>48.090</b>	+0.034	<b>20.378</b>	14.165	13.547
11	17:53:27.080	<b>48.090</b>	+0.034	20.459	14.231	<b>13.400</b>
12	17:54:16.829	<b>49.749</b>	+1.693	21.850	14.441	13.458
13	17:55:05.167	<b>48.338</b>	+0.282	20.508	14.332	13.498

<b>(51) Albin Stureson</b>						
1	17:45:20.715	<b>54.324</b>	+6.544	23.839	16.430	14.055
2	17:46:11.376	<b>50.661</b>	+2.881	21.435	15.370	13.856
3	17:47:00.263	<b>48.887</b>	+1.107	20.778	14.537	13.572
4	17:47:48.718	<b>48.455</b>	+0.675	20.698	14.252	13.505
5	17:48:36.866	<b>48.148</b>	+0.368	20.499	14.211	13.438
6	17:49:24.815	<b>47.949</b>	+0.169	20.367	14.177	13.405
7	17:50:12.662	<b>47.847</b>	+0.067	<b>20.290</b>	14.158	13.399
8	17:51:00.533	<b>47.871</b>	+0.091	20.381	14.125	13.365
9	17:51:48.313	<b>47.780</b>		20.321	14.127	13.332
10	17:52:36.384	<b>48.071</b>	+0.291	20.633	14.133	<b>13.305</b>
11	17:53:24.752	<b>48.368</b>	+0.588	20.775	14.155	13.438
12	17:54:12.566	<b>47.814</b>	+0.034	20.315	<b>14.082</b>	13.417
13	17:55:00.558	<b>47.992</b>	+0.212	20.323	14.240	13.429

<b>(34) Marcel Ernst</b>						
1	17:45:21.632	<b>55.079</b>	+6.939	24.132	16.724	14.223
2	17:46:12.002	<b>50.370</b>	+2.230	21.475	15.205	13.690
3	17:47:01.174	<b>49.172</b>	+1.032	20.770	14.724	13.678
4	17:47:49.859	<b>48.685</b>	+0.545	20.643	14.418	13.624
5	17:48:38.905	<b>49.046</b>	+0.906	21.143	14.312	13.591
6	17:49:27.045	<b>48.140</b>		20.469	<b>14.210</b>	<b>13.461</b>
7	17:50:15.596	<b>48.551</b>	+0.411	<b>20.417</b>	14.283	13.851
8	17:51:04.469	<b>48.873</b>	+0.733	20.519	14.264	14.090
9	17:51:53.916	<b>49.447</b>	+1.307	21.456	14.351	13.640
10	17:52:42.651	<b>48.735</b>	+0.595	20.681	14.322	13.732
11	17:53:31.126	<b>48.475</b>	+0.335	20.688	14.241	13.546
12	17:54:19.742	<b>48.616</b>	+0.476	20.606	14.427	13.583
13	17:55:08.238	<b>48.496</b>	+0.356	20.597	14.246	13.653

<b>(68) Rick Hartmann</b>						
1	17:45:21.778	<b>54.730</b>	+6.483	24.084	16.625	14.021
2	17:46:12.178	<b>50.400</b>	+2.153	21.726	14.977	13.697
3	17:47:01.567	<b>49.389</b>	+1.142	21.210	14.531	13.648
4	17:47:50.106	<b>48.539</b>	+0.292	20.676	14.350	13.513
5	17:48:39.022	<b>48.916</b>	+0.669	21.132	14.257	13.527
6	17:49:27.269	<b>48.247</b>		20.546	14.247	<b>13.454</b>
7	17:50:16.157	<b>48.888</b>	+0.641	21.091	14.289	13.508
8	17:51:04.439	<b>48.282</b>	+0.035	<b>20.502</b>	<b>14.187</b>	13.593
9	17:51:53.965	<b>49.526</b>	+1.279	21.653	14.413	13.460
10	17:52:42.750	<b>48.785</b>	+0.538	21.085	14.193	13.507

Lap	Time of Day	Lap Tm	Diff	S1 Tm	S2 Tm	S3 Tm
11	17:53:32.492	<b>49.742</b>	+1.495	21.716	14.450	13.576
12	17:54:21.171	<b>48.679</b>	+0.432	20.689	14.440	13.550
13	17:55:09.486	<b>48.315</b>	+0.068	20.601	14.193	13.521
<b>(5) Lukas Heim</b>						
1	17:45:22.693	<b>55.133</b>	+6.796	24.136	16.914	14.083
2	17:46:13.261	<b>50.568</b>	+2.231	21.420	15.024	14.124
3	17:47:02.758	<b>49.497</b>	+1.160	21.250	14.565	13.682
4	17:47:51.599	<b>48.841</b>	+0.504	20.869	14.314	13.658
5	17:48:40.600	<b>49.001</b>	+0.664	20.761	14.607	13.633
6	17:49:29.291	<b>48.691</b>	+0.354	20.699	14.374	13.618
7	17:50:17.824	<b>48.533</b>	+0.196	20.645	14.238	13.650
8	17:51:06.244	<b>48.420</b>	+0.083	20.589	14.274	13.557
9	17:51:54.679	<b>48.435</b>	+0.098	20.669	14.232	13.534
10	17:52:43.023	<b>48.344</b>	+0.007	20.618	<b>14.199</b>	<b>13.527</b>
11	17:53:32.367	<b>49.344</b>	+1.007	21.114	14.290	13.940
12	17:54:22.263	<b>49.896</b>	+1.559	21.375	14.823	13.698
13	17:55:10.600	<b>48.337</b>		<b>20.495</b>	14.266	13.576

<b>(22) Carl Luthardt</b>						
1	17:45:22.904	<b>55.043</b>	+7.381	24.213	16.891	13.939
2	17:46:13.082	<b>50.178</b>	+2.516	21.487	14.871	13.820
3	17:47:02.257	<b>49.175</b>	+1.513	21.172	14.441	13.562
4	17:47:50.610	<b>48.353</b>	+0.691	20.617	14.271	13.465
5	17:48:39.523	<b>48.913</b>	+1.251	21.168	14.266	13.479
6	17:49:27.387	<b>47.864</b>	+0.202	20.310	14.180	13.374
7	17:50:15.797	<b>48.410</b>	+0.748	20.851	14.133	13.426
8	17:51:04.151	<b>48.354</b>	+0.692	20.498	14.252	13.604
9	17:51:51.813	<b>47.662</b>		20.256	<b>14.047</b>	<b>13.359</b>
10	17:52:39.519	<b>47.706</b>	+0.044	<b>20.240</b>	14.071	13.395
11	17:53:27.706	<b>48.187</b>	+0.525	20.618	14.206	13.363
12	17:54:17.509	<b>49.803</b>	+2.141	21.357	14.934	13.512
13	17:55:05.785	<b>48.276</b>	+0.614	20.600	14.219	13.457

<b>(40) Tim Schott</b>						
1	17:45:21.647	<b>54.697</b>	+6.603	23.936	16.680	14.081
2	17:46:11.718	<b>50.071</b>	+1.977	21.187	15.208	13.676
3	17:47:01.338	<b>49.620</b>	+1.526	21.443	14.576	13.601
4	17:47:49.926	<b>48.588</b>	+0.494	20.726	14.313	13.549
5	17:48:38.603	<b>48.677</b>	+0.583	20.731	14.273	13.673
6	17:49:26.697	<b>48.094</b>		20.533	<b>14.132</b>	13.429
7	17:50:14.807	<b>48.110</b>	+0.016	<b>20.391</b>	14.211	13.508
8	17:51:02.906	<b>48.099</b>	+0.005	20.410	14.347	<b>13.342</b>
9	17:51:51.105	<b>48.199</b>	+0.105	20.604	14.248	13.347
10	17:52:39.368	<b>48.263</b>	+0.169	20.681	14.172	13.410
11	17:53:27.917	<b>48.549</b>	+0.455	20.831	14.370	13.348
12	17:54:17.690	<b>49.773</b>	+1.679	21.097	15.237	13.439
13	17:55:06.102	<b>48.412</b>	+0.318	20.643	14.334	13.435

<b>(23) Oskar Steinbach</b>						
1	17:45:20.814	<b>54.499</b>	+6.405	24.333	16.177	13.989
2	17:46:11.537	<b>50.723</b>	+2.629	21.377	15.438	13.908
3	17:47:00.459	<b>48.922</b>	+0.828	20.793	14.566	13.563
4	17:47:49.202	<b>48.743</b>	+0.649	20.841	14.375	13.527
5	17:48:37.595	<b>48.393</b>	+0.299	20.735	14.184	13.474
6	17:49:25.892	<b>48.297</b>	+0.203	20.451	14.291	13.555
7	17:50:14.282	<b>48.390</b>	+0.296	20.551	14.339	13.500
8	17:51:02.781	<b>48.499</b>	+0.405	20.817	14.222	13.460
9	17:51:50.994	<b>48.213</b>	+0.119	20.405	14.355	13.453
10	17:52:39.124	<b>48.130</b>	+0.036	20.458	14.223	13.449
11	17:53:27.286	<b>48.162</b>	+0.068	20.616	<b>14.123</b>	<b>13.423</b>
12	17:54:18.251	<b>50.965</b>	+2.871	21.837		

# ADAC Kartrennen Mülsen

KZ2

Arena E Mülsen 1,315 Km

Qualifying Heat A-B

25.04.2026 17:40

Race (9:00 and 1 Laps) started at 17:44:24

Lap	Time of Day	Lap Tm	Diff	S1 Tm	S2 Tm	S3 Tm
10	17:52:45.070	<b>48.487</b>	+0.249	20.644	14.284	13.559
11	17:53:33.425	<b>48.355</b>	+0.117	20.544	14.233	13.578
12	17:54:22.677	<b>49.252</b>	+1.014	20.591	15.051	13.610
13	17:55:12.076	<b>49.399</b>	+1.161	21.333	14.375	13.691

Lap	Time of Day	Lap Tm	Diff	S1 Tm	S2 Tm	S3 Tm
9	17:52:00.474	<b>48.423</b>	+0.133	20.628	14.295	13.500
10	17:52:48.764	<b>48.290</b>		20.512	14.262	13.516
11	17:53:37.140	<b>48.376</b>	+0.086	20.596	<b>14.248</b>	13.532
12	17:54:25.505	<b>48.365</b>	+0.075	<b>20.500</b>	14.281	13.584
13	17:55:14.304	<b>48.799</b>	+0.509	20.579	14.352	13.868

(61) Nico Hantke

1	17:45:24.333	<b>55.871</b>	+8.128	25.057	16.794	14.020
2	17:46:14.515	<b>50.182</b>	+2.439	21.763	14.794	13.625
3	17:47:04.904	<b>50.389</b>	+2.646	22.471	14.383	13.535
4	17:47:53.235	<b>48.331</b>	+0.588	20.651	14.176	13.504
5	17:48:41.643	<b>48.408</b>	+0.665	20.543	14.157	13.708
6	17:49:30.529	<b>48.886</b>	+1.143	20.450	14.767	13.669
7	17:50:18.361	<b>47.832</b>	+0.089	<b>20.352</b>	14.092	13.388
8	17:51:07.385	<b>49.024</b>	+1.281	20.728	14.160	14.136
9	17:51:55.380	<b>47.995</b>	+0.252	20.433	14.128	13.434
10	17:52:43.123	<b>47.743</b>		20.373	<b>14.051</b>	<b>13.319</b>
11	17:53:32.198	<b>49.075</b>	+1.332	21.260	14.170	13.645
12	17:54:20.537	<b>48.339</b>	+0.596	20.425	14.419	13.495
13	17:55:08.804	<b>48.267</b>	+0.524	20.655	14.148	13.464

(90) Maurice Klein

1	17:45:22.512	<b>55.371</b>	+7.378	24.117	17.047	14.207
2	17:46:12.738	<b>50.226</b>	+2.233	21.305	15.025	13.896
3	17:47:01.951	<b>49.213</b>	+1.220	21.126	14.474	13.613
4	17:47:50.422	<b>48.471</b>	+0.478	20.657	14.259	13.555
5	17:48:40.524	<b>50.102</b>	+2.109	21.132	15.254	13.716
6	17:49:29.580	<b>49.056</b>	+1.063	21.129	14.410	13.517
7	17:50:18.072	<b>48.492</b>	+0.499	20.733	14.167	13.592
8	17:51:07.177	<b>49.105</b>	+1.112	20.595	14.308	14.202
9	17:51:55.706	<b>48.529</b>	+0.536	20.779	14.233	13.517
10	17:52:43.699	<b>47.993</b>		<b>20.411</b>	<b>14.131</b>	<b>13.451</b>
11	17:53:32.612	<b>48.913</b>	+0.920	20.878	14.525	13.510
12	17:54:22.517	<b>49.905</b>	+1.912	21.180	15.030	13.695
13	17:55:10.977	<b>48.460</b>	+0.467	20.663	14.236	13.561

(60) Maximilian Eigner

1	17:45:24.050	<b>56.107</b>	+7.842	24.645	17.342	14.120
2	17:46:15.093	<b>51.043</b>	+2.778	22.248	14.985	13.810
3	17:47:05.754	<b>50.661</b>	+2.396	22.365	14.725	13.571
4	17:47:55.267	<b>49.513</b>	+1.248	21.208	14.499	13.806
5	17:48:44.144	<b>48.877</b>	+0.612	21.001	14.245	13.631
6	17:49:32.918	<b>48.774</b>	+0.509	20.803	14.380	13.591
7	17:50:21.482	<b>48.564</b>	+0.299	20.698	14.300	13.566
8	17:51:09.953	<b>48.471</b>	+0.206	20.621	14.281	13.569
9	17:51:58.314	<b>48.361</b>	+0.096	20.657	14.196	<b>13.508</b>
10	17:52:46.669	<b>48.355</b>	+0.090	20.591	14.168	13.596
11	17:53:34.934	<b>48.265</b>		<b>20.526</b>	<b>14.162</b>	13.577
12	17:54:24.027	<b>49.093</b>	+0.828	21.043	14.432	13.618
13	17:55:13.887	<b>49.860</b>	+1.595	20.759	14.624	14.477

(78) Paul Doktor

1	17:45:23.295	<b>55.841</b>	+7.557	24.355	16.973	14.513
2	17:46:13.379	<b>50.084</b>	+1.800	21.417	14.930	13.737
3	17:47:03.292	<b>49.913</b>	+1.629	21.423	14.835	13.655
4	17:47:52.320	<b>49.028</b>	+0.744	20.898	14.473	13.657
5	17:48:40.924	<b>48.604</b>	+0.320	20.656	14.404	13.544
6	17:49:30.457	<b>49.533</b>	+1.249	20.845	15.010	13.678
7	17:50:18.962	<b>48.505</b>	+0.221	20.591	14.298	13.616
8	17:51:07.713	<b>48.751</b>	+0.467	<b>20.545</b>	14.297	13.909
9	17:51:56.188	<b>48.475</b>	+0.191	20.716	14.291	<b>13.468</b>
10	17:52:44.528	<b>48.340</b>	+0.056	20.547	14.267	13.526
11	17:53:32.812	<b>48.284</b>		20.555	<b>14.247</b>	13.482
12	17:54:22.747	<b>49.935</b>	+1.651	21.089	15.321	13.525
13	17:55:13.592	<b>50.845</b>	+2.561	21.972	14.529	14.344

(66) Valentin Knoedel

1	17:45:24.181	<b>56.145</b>	+7.841	25.363	16.842	13.940
2	17:46:14.469	<b>50.288</b>	+1.984	21.664	14.900	13.724
3	17:47:05.532	<b>51.063</b>	+2.759	22.812	14.592	13.659
4	17:47:55.988	<b>50.456</b>	+2.152	22.259	14.610	13.587
5	17:48:44.883	<b>48.895</b>	+0.591	20.917	14.315	13.663
6	17:49:33.946	<b>49.063</b>	+0.759	20.909	14.326	13.828
7	17:50:22.297	<b>48.351</b>	+0.047	20.645	14.279	13.427
8	17:51:10.807	<b>48.510</b>	+0.206	20.774	14.285	13.451
9	17:51:59.126	<b>48.319</b>	+0.015	20.803	<b>14.090</b>	<b>13.426</b>
10	17:52:47.525	<b>48.399</b>	+0.095	20.682	14.286	13.431
11	17:53:35.829	<b>48.304</b>		<b>20.644</b>	14.209	13.451
12	17:54:24.588	<b>48.759</b>	+0.455	20.773	14.261	13.725
13	17:55:14.024	<b>49.436</b>	+1.132	20.946	14.429	14.061

(16) Tim Halver

1	17:45:23.871	<b>56.186</b>	+7.873	24.684	17.318	14.184
2	17:46:14.236	<b>50.365</b>	+2.052	21.554	14.901	13.910
3	17:47:05.409	<b>51.173</b>	+2.860	22.672	14.828	13.673
4	17:47:55.724	<b>50.315</b>	+2.002	22.052	14.530	13.733
5	17:48:44.800	<b>49.076</b>	+0.763	20.934	14.409	13.733
6	17:49:34.096	<b>49.296</b>	+0.983	21.190	14.470	13.636
7	17:50:22.850	<b>48.754</b>	+0.441	20.870	14.371	13.513
8	17:51:11.273	<b>48.423</b>	+0.110	20.763	14.227	<b>13.433</b>
9	17:51:59.783	<b>48.510</b>	+0.197	20.713	14.276	13.521
10	17:52:48.098	<b>48.315</b>	+0.002	20.683	14.196	13.436
11	17:53:36.411	<b>48.313</b>		20.695	<b>14.138</b>	13.480
12	17:54:24.759	<b>48.348</b>	+0.035	<b>20.511</b>	14.311	13.526
13	17:55:13.955	<b>49.196</b>	+0.883	20.608	14.398	14.190

(17) Felix Schmidt

1	17:45:25.442	<b>56.353</b>	+8.121	24.558	17.580	14.215
2	17:46:15.792	<b>50.350</b>	+2.118	21.542	15.022	13.786
3	17:47:06.559	<b>50.767</b>	+2.535	22.025	15.035	13.707
4	17:47:56.592	<b>50.033</b>	+1.801	21.302	15.070	13.661
5	17:48:45.725	<b>49.133</b>	+0.901	20.879	14.531	13.723
6	17:49:34.483	<b>48.758</b>	+0.526	20.824	14.455	13.479
7	17:50:23.243	<b>48.760</b>	+0.528	20.690	14.498	13.572
8	17:51:11.805	<b>48.562</b>	+0.330	20.614	14.325	13.623
9	17:52:00.037	<b>48.232</b>		20.633	<b>14.190</b>	<b>13.409</b>
10	17:52:48.537	<b>48.500</b>	+0.268	20.606	14.377	13.517
11	17:53:36.893	<b>48.356</b>	+0.124	20.548	14.288	13.520
12	17:54:25.263	<b>48.370</b>	+0.138	<b>20.430</b>	14.378	13.562
13	17:55:14.051	<b>48.788</b>	+0.556	20.525	14.439	13.824

(25) Cemil Bayyati

1	17:45:23.350	<b>56.238</b>	+5.921	25.182	16.984	14.072
2	17:46:13.667	<b>50.317</b>		<b>21.594</b>	<b>14.937</b>	<b>13.786</b>

(10) Viggo Rasmussen

1	17:45:25.919	<b>57.549</b>	+9.259	24.857	18.427	14.265
2	17:46:16.185	<b>50.266</b>	+1.976	21.587	14.871	13.808
3	17:47:06.872	<b>50.687</b>	+2.397	21.878	15.020	13.789
4	17:47:56.745	<b>49.873</b>	+1.583	21.302	14.976	13.595
5	17:48:45.882	<b>49.137</b>	+0.847	21.075	14.438	13.624
6	17:49:34.761	<b>48.879</b>	+0.589	20.971	14.439	<b>13.469</b>
7	17:50:23.543	<b>48.782</b>	+0.492	20.664	14.598	13.520
8	17:51:12.051	<b>48.508</b>	+0.218	20.544	14.366	13.598

**AKM Round 1**
**KZ2**
**Mülsen (GER)**
**Ranking after Heats**

Pos.	No.	Firstname	Lastname	Nat.		Nat		Total points			Group	SH			
				Dri	Entrant	Ent	Make	Sponsor	QP	PTS			Diff.	A-C	A-B
1	88	Daniel	Stell	DEU	Kartshop Ampfing	DEU	Birelart /TM/VEGA		2	100		50	--	50	A
2	58	Marek	Skrivan	CZE	TB Racing Team	DEU	Sodi /TM/VEGA		9	94	6	44	50	--	B
3	85	Oliver	Städtler	DEU	Formula K SRP Factory Team	DEU	IPK /TM/VEGA		1	88	12	--	44	44	A
4	6	Matej	Preuss	CZE	Formula K SRP Factory Team	DEU	IPK /TM/VEGA		3	82	18	41	41	--	B
5	7	Emanuel	Mai	DEU	Solgat Motorsport	DEU	Birelart /TM/VEGA		6	74	26	36	38	--	A
6	46	Jayden	Gushiken	DEU	Formula K SRP Factory Team	DEU	IPK /TM/VEGA		5	73	27	32	--	41	B
7	14	Eric	Wess	DEU	Christian Wess	DEU	Birelart /TM/VEGA		11	70	30	38	--	32	A
8	32	Kevin	Lantinga	NLD	TB Racing Team	DEU	Sodi /TM/VEGA		13	66	34	--	36	30	B
9	41	Maddox	Wirtz	DEU	VDB Kart Racing	DEU	Birelart /TM/VEGA		17	64	36	26	--	38	A
10	33	Pavel	Vimmer	CZE	TB Racing Team	DEU	KR /TM/VEGA		10	61	39	--	27	34	B
11	67	Jannik	Julius Bernhart	DEU	Jannik Julius Bernhart	DEU	Lenzokart /TM/VEGA		14	60	40	34	--	26	A
12	51	Albin	Stureson	SWE	Bamberger GmbH	DEU	Lenzokart /TM/VEGA		16	58	42	--	34	24	B
13	77	Felix	Wischlitzki	DEU	RS-Motorsport	DEU	CRG /TM/VEGA		22	57	43	--	30	27	A
14	76	Matthy	Vandebroek	DEU	VDB Kart Racing	DEU	Birelart /TM/VEGA		21	55	45	27	28	--	B
15	43	Niko	Bognar	DEU	Formula K SRP Factory Team	DEU	IPK /TM Kart/VEGA		15	54	46	30	24	--	A
16	15	Morgan	Knudsen	DNK	Kartshop Ampfing	DEU	Birelart /TM/VEGA		18	51	49	25	26	--	B
17	13	Alexander	Richter	DEU	Alexander Richter	DEU	DR /Modena/VEGA		24	49	51	24	25	--	A
18	23	Oskar	Steinbach	DEU	Kartshop Ampfing	DEU	Birelart /TM/VEGA		20	46	54	28	--	18	B
19	80	Jannik	Remmert	DEU	VDB Kart Racing	DEU	Birelart /TM/VEGA		25	46	54	--	21	25	A
20	12	Iliyan	Yankov	BGR	Formula K SRP Factory Team	DEU	IPK /TM/VEGA		27	46	54	23	23	--	B
21	34	Marcel	Ernst	DEU	Dörr Motorsport	DEU	KR /IAME/VEGA		19	45	55	--	22	23	A
22	9	Simon	Billman	SWE	Solgat Motorsport	DEU	Birelart /TM/VEGA		7	43	57	--	7	36	B
23	19	Luis	Esser	DEU	Mach1 Motorsport	DEU	Mach1 /TM/VEGA		12	41	59	9	32	--	A
24	4	Kevin	Wagner	DEU	TB Racing Team	DEU	Sodi /TM/VEGA		33	40	60	20	20	--	B
25	27	Dino	Carlsson	SWE	Solgat Motorsport	DEU	Birelart /TM/VEGA		36	40	60	21	19	--	A
26	5	Lukas	Heim	DEU	ADAC OC Winnenden e.V.	DEU	Mach1 /TM/VEGA		37	39	61	--	18	21	B
27	64	Marc	Gerstenkorn	CHE	Mach1 Motorsport	DEU	Mach1 /TM/VEGA		4	34	66	--	6	28	A
28	40	Tim	Schott	DEU	TB Racing Team	DEU	Sodi /TM/VEGA		28	34	66	--	15	19	B
29	22	Carl	Luthardt	DEU	Kartshop Ampfing	DEU	Birelart /TM/VEGA		46	34	66	--	14	20	A
30	90	Maurice	Klein	DEU	Dörr Motorsport	DEU	KR /IAME/VEGA		32	33	67	22	--	11	B
31	83	Max	Hezel	DEU	CV Performance Group X JP Motorsport	DEU	KR /IAME/VEGA		39	33	67	17	16	--	A
32	68	Rick	Hartmann	DEU	Rick Hartmann	DEU	Henza Kart /TM/VEGA		29	32	68	10	--	22	B
33	35	Moritz	Schwing	DEU	Mach1 Motorsport	DEU	Mach1 /TM/VEGA		30	31	69	18	13	--	A
34	50	Khalil	Sodah	LTU	Mach1 Motorsport	DEU	Mach1 /TM/VEGA		34	29	71	--	12	17	B
35	78	Paul	Doktor	DEU	CRG Deutschland	DEU	CRG /TM/VEGA		38	29	71	19	--	10	A
36	10	Viggo	Rasmussen	DEU	Kartshop Ampfing	DEU	Birelart /TM/VEGA		41	28	72	16	--	12	B
37	66	Valentin	Knoedel	DEU	Formula K SRP Factory Team	DEU	IPK /TM/VEGA		26	27	73	13	--	14	A
38	60	Maximilian	Eigner	DEU	AMC-Ehingen e.V.	DEU	Mach1 /TM/VEGA		43	26	74	--	11	15	B
39	25	Cemil	Bayyati	DEU	Bamberger GmbH	DEU	Lenzokart /TM/VEGA		31	25	75	--	17	8	A
40	17	Felix	Schmidt	DEU	Mach1 Motorsport	DEU	Mach1 /TM/VEGA		35	25	75	12	--	13	B
41	79	Hannes	Ehninger	DEU	AMC-Ehingen e.V.	DEU	Mach1 /TM/VEGA		45	25	75	15	10	--	A
42	61	Nico	Hantke	DEU	VDB Kart Racing	DEU	Birelart /TM/VEGA		8	24	76	8	--	16	B
43	84	Ben	Keller	DEU	CV Performance Group X JP Motorsport	DEU	KR /IAME/VEGA		42	23	77	14	9	--	A
44	16	Tim	Halver	DEU	CRG Deutschland	DEU	CRG /TM/VEGA		40	17	83	--	8	9	B
45	24	Noah	Kaltenbach	DEU	Solgat Motorsport	DEU	Birelart /TM/VEGA		44	16	84	11	--	5	A

**Announcements:** These results are provisional until the conclusion of any judicial and technical matters

Race Director Camillo RÖßIGER:

Timekeeping Meik Wagner:



AKM Round 1

KZ2


Mülsen (GER)

Ranking after Heats

Pos.	No.	Firstname	Lastname	Nat.		Nat		Sponsor	Total points			B-C	A-C	A-B	Group SH
				Dri	Entrant	Ent	Make		QP	PTS	Diff.				
46	11	Julian	<b>Bub</b>	DEU	Dörr Motorsport	DEU	KR /IAME/VEGA		23	<b>12</b>	88	7	--	5	B

**Announcements:** These results are provisional until the conclusion of any judicial and technical matters

Race Director Camillo RÖßIGER: 

Timekeeping Meik Wagner: 

Printed: 25.04.2026 18:35

Posted at: h



AKM Round 1  
Class: KZ2  
Date/Time: 26.04.2026 12:20

Track: Mülsen (GER)  
Heat: Super Heat A  
Laps: 13 minutes + 1 lap

Edition 1

	18	
35		36
	17	
33		34
	16	
31		32
	15	
29		30
	14	
27		28
	13	
25		26
Noah Kaltbach	12	
24		24
Birelart /TM/VEGA		
23		
Hannes Ehniger	11	Ben Keller
79		84
Mach1 /TM/VEGA		KR /IAME/VEGA
21		22
Valentin Knoedel	10	Cemil Bayyati
66		25
IPK /TM/VEGA		Lenzokart /TM/VEGA
19		20
Moritz Schwing	9	Paul Doktor
35		78
Mach1 /TM/VEGA		CRG /TM/VEGA
17		18
Carl Luthardt	8	Max Hezel
22		83
Birelart /TM/VEGA		KR /IAME/VEGA
15		16
Dino Carlsson	7	Marc Gerstenkorn
27		64
Birelart /TM/VEGA		Mach1 /TM/VEGA
13		14
Marcel Ernst	6	Luis Esser
34		19
KR /IAME/VEGA		Mach1 /TM/VEGA
11		12
Alexander Richter	5	Jannik Remmert
13		80
DR /Modena/VEGA		Birelart /TM/VEGA
9		10
Felix Wischitzki	4	Niko Bognar
77		43
CRG /TM/VEGA		IPK /TM Kart/VEGA
7		8
Maddox Wirtz	3	Jannik Julius Bernhart
41		67
Birelart /TM/VEGA		Lenzokart /TM/VEGA
5		6
Emanuel Mai	2	Eric Wess
7		14
Birelart /TM/VEGA		Birelart /TM/VEGA
3		4
Daniel Stell	1	Oliver Städtler
88		85
Birelart /TM/VEGA		IPK /TM/VEGA
1		2

Pole Position

printed 25.04.2026 18:35

AKM Round 1  
Class: KZ2  
Date/Time: 26.04.2026 12:45

Track: Mülsen (GER)  
Heat: Super Heat B  
Laps: 13 minutes + 1 lap

Edition 1

	35	18		36
	33	17		34
	31	16		32
	29	15		30
	27	14		28
	25	13		26
Julian Bub	11	12	KR /IAME/VEGA	24
Nico Hantke	61	11	Birelart /TM/VEGA	16
Maximilian Eigner	60	10	Mach1 /TM/VEGA	17
Khalil Sodah	50	9	Mach1 /TM/VEGA	10
Maurice Klein	90	8	KR /IAME/VEGA	68
Lukas Heim	5	7	Mach1 /TM/VEGA	40
Simon Billman	9	6	Birelart /TM/VEGA	4
Oskar Steinbach	23	5	Birelart /TM/VEGA	12
Matthy Vandebroek	76	4	Birelart /TM/VEGA	15
Pavel Vimmer	33	3	KR /TM/VEGA	51
Jayden Gushiken	46	2	IPK /TM/VEGA	32
Marek Skrivan	58	1	Sodi /TM/VEGA	6
	1	Row		2

Pole Position

printed 25.04.2026 18:35

## ADAC Kartrennen Mülsen

## KZ2 / Warm Up Super Heat A

Track: Arena E Mülsen - 1.315 km

Session Started: 9:45:15

Best Lap by: 85 - Oliver Städtler - 47.154

Rank	#	Driver	Nat	Sponsor Competitor	Nat	Driver-License Com-License	Equipment	laps	Best Lap	Diff	In Lap	Penalty
1	85	Oliver Städtler	DEU	Formula K SRP Factory Team	DEU	65210 48701	IPK /TM/VEGA	10	47.154		10	
2	88	Daniel Stell	DEU	Kartshop Ampfing	DEU	10858 66030	Birelart /TM/VEGA	10	47.200	0.046	9	
3	19	Luis Esser	DEU	Mach1 Motorsport	DEU	11661 66429	Mach1 /TM/VEGA	10	47.208	0.054	10	
4	64	Marc Gerstenkorn	CHE	Mach1 Motorsport	DEU	375 66429	Mach1 /TM/VEGA	10	47.293	0.139	10	
5	43	Niko Bognar	DEU	Formula K SRP Factory Team	DEU	65560 48701	IPK /TM Kart/VEGA	10	47.323	0.169	9	
6	7	Emanuel Mai	DEU	Solgat Motorsport	DEU	16484 66799	Birelart /TM/VEGA	8	47.399	0.245	8	
7	22	Carl Luthardt	DEU	Kartshop Ampfing	DEU	37029 66030	Birelart /TM/VEGA	10	47.510	0.356	9	
8	41	Maddox Wirtz	DEU	VDB Kart Racing	DEU	39902 66002	Birelart /TM/VEGA	10	47.585	0.431	8	
9	66	Valentin Knoedel	DEU	Formula K SRP Factory Team	DEU	48527 48701	IPK /TM/VEGA	9	47.616	0.462	9	
10	77	Felix Wischlitzki	DEU	RS-Motorsport	DEU	15497 66779	CRG /TM/VEGA	9	47.643	0.489	9	
11	34	Marcel Ernst	DEU	Dörr Motorsport	DEU	34772 65122	KR /IAME/VEGA	9	47.706	0.552	9	
12	83	Max Hezel	DEU	CV Performance Group X JP Motorsport	DEU	65055 38321	KR /IAME/VEGA	10	47.706	0.552	9	
13	80	Jannik Remmert	DEU	VDB Kart Racing	DEU	19994 66002	Birelart /TM/VEGA	9	47.712	0.558	9	
14	67	Jannik Julius Bernhart	DEU	Jannik Julius Bernhart	DEU	69855 69855	Lenzokart /TM/VEGA	10	47.783	0.629	9	
15	78	Paul Doktor	DEU	CRG Deutschland	DEU	52823 52600	CRG /TM/VEGA	10	47.834	0.680	9	
16	25	Cemil Bayyati	DEU	Bamberger GmbH	DEU	67757 70041	Lenzokart /TM/VEGA	10	47.923	0.769	10	
17	13	Alexander Richter	DEU	Alexander Richter	DEU	14437 14437	DR /Modena/VEGA	9	47.958	0.804	8	
18	27	Dino Carlsson	SWE	Solgat Motorsport	DEU	138919 66799	Birelart /TM/VEGA	10	48.059	0.905	8	
19	14	Eric Wess	DEU	Christian Wess	DEU	44964 65002	Birelart /TM/VEGA	9	48.176	1.022	7	
20	35	Moritz Schwing	DEU	Mach1 Motorsport	DEU	68323 66429	Mach1 /TM/VEGA	10	48.218	1.064	9	
21	79	Hannes Ehninger	DEU	AMC-Ehingen e.V.	DEU	52576 66521	Mach1 /TM/VEGA	10	48.789	1.635	10	
22	84	Ben Keller	DEU	CV Performance Group X JP Motorsport	DEU	20563 38321	KR /IAME/VEGA	10	49.110	1.956	9	
23	24	Noah Kaltenbach	DEU	Solgat Motorsport	DEU	41550 66799	Birelart /TM/VEGA	7	50.509	3.355	6	

Timekeeper  
M. WagnerRace Director  
C. RÖßIGER

Page 1/1

These results are provisional until the conclusion of any judicial and technical matters!

K-15802/26

Printed: 26.04.2026 / 09:56

VEGA

# ADAC Kartrennen Mülsen

## KZ2

## Arena E Mülsen 1,315 Km

### Warm Up Super Heat A

### 26.04.2026 09:45

### Practice (10:00 Time) started at 9:45:15

Lap	Time of Day	Lap Tm	Diff	S1 Tm	S2 Tm	S3 Tm
<b>(85) Oliver Städtler</b>						
1	9:48:06.306	<b>1:01.155</b>	+14.001	27.546	17.182	16.427
2	9:49:06.246	<b>59.940</b>	+12.786			17.765
3	9:50:00.966	<b>54.720</b>	+7.566			14.575
4	9:50:56.853	<b>55.887</b>	+8.733	23.737	15.373	16.777
5	9:51:48.118	<b>51.265</b>	+4.111	21.883	14.591	14.791
6	9:52:48.772	<b>1:00.654</b>	+13.500	27.392	17.663	15.599
7	9:53:36.488	<b>47.716</b>	+0.562	20.335	14.019	13.362
8	9:54:24.102	<b>47.614</b>	+0.460	20.330	14.001	13.283
9	9:55:11.648	<b>47.546</b>	+0.392	20.208	14.018	13.320
10	9:55:58.802	<b>47.154</b>		<b>20.127</b>	<b>13.843</b>	<b>13.184</b>

<b>(88) Daniel Stell</b>						
1	9:48:09.845	<b>1:01.915</b>	+14.715	27.618	17.419	16.878
2	9:49:16.723	<b>1:06.878</b>	+19.678	25.034	15.847	25.997
3	9:50:12.566	<b>55.843</b>	+8.643	24.995	15.961	14.887
4	9:51:03.665	<b>51.099</b>	+3.899	21.357	16.127	13.615
5	9:51:55.430	<b>51.765</b>	+4.565	23.618	14.817	13.330
6	9:52:44.334	<b>48.904</b>	+1.704	21.012	14.529	13.363
7	9:53:31.954	<b>47.620</b>	+0.420	20.358	13.958	13.304
8	9:54:21.418	<b>49.464</b>	+2.264	22.184	14.035	13.245
9	9:55:08.618	<b>47.200</b>		20.136	<b>13.829</b>	<b>13.235</b>
10	9:55:56.026	<b>47.408</b>	+0.208	<b>20.110</b>	13.834	13.464

<b>(19) Luis Esser</b>						
1	9:48:04.168	<b>59.813</b>	+12.605	26.695	17.108	16.010
2	9:49:23.972	<b>1:19.804</b>	+32.596	22.583	42.518	14.703
3	9:50:13.726	<b>49.754</b>	+2.546	21.404	14.771	13.579
4	9:51:03.726	<b>50.000</b>	+2.792	20.801	15.773	13.426
5	9:51:51.613	<b>47.887</b>	+0.679	20.413	14.101	13.373
6	9:52:39.367	<b>47.754</b>	+0.546	20.392	13.972	13.390
7	9:53:27.457	<b>48.090</b>	+0.882	20.468	14.195	13.427
8	9:54:15.069	<b>47.612</b>	+0.404	20.190	14.101	13.321
9	9:55:02.371	<b>47.302</b>	+0.094	20.163	<b>13.872</b>	<b>13.267</b>
10	9:55:49.579	<b>47.208</b>		<b>20.051</b>	13.890	13.267

<b>(64) Marc Gerstenkorn</b>						
1	9:48:06.950	<b>1:01.590</b>	+14.297	27.531	17.167	16.892
2	9:49:06.429	<b>59.479</b>	+12.186	25.669	16.541	16.969
3	9:50:01.078	<b>54.649</b>	+7.356	24.762	15.408	14.479
4	9:50:57.050	<b>55.972</b>	+8.679	23.800	15.322	16.850
5	9:51:47.800	<b>50.750</b>	+3.457	22.457	14.348	13.945
6	9:52:35.920	<b>48.120</b>	+0.827	20.729	14.048	13.343
7	9:53:23.559	<b>47.639</b>	+0.346	20.314	13.943	13.382
8	9:54:10.853	<b>47.294</b>	+0.001	20.217	13.796	13.281
9	9:54:58.267	<b>47.414</b>	+0.121	20.210	<b>13.792</b>	13.412
10	9:55:45.560	<b>47.293</b>		<b>20.196</b>	13.823	<b>13.274</b>

<b>(43) Niko Bogнар</b>						
1	9:48:21.411	<b>59.743</b>	+12.420	26.459	17.257	16.027
2	9:49:16.625	<b>55.214</b>	+7.891	23.889	16.082	15.243
3	9:50:09.367	<b>52.742</b>	+5.419	22.992	15.130	14.620
4	9:51:00.507	<b>51.140</b>	+3.817	22.283	14.667	14.190
5	9:51:50.050	<b>49.543</b>	+2.220	21.548	14.347	13.648
6	9:52:38.535	<b>48.485</b>	+1.162	20.553	14.462	13.470
7	9:53:26.887	<b>48.352</b>	+1.029	20.870	14.094	13.388
8	9:54:14.524	<b>47.637</b>	+0.314	20.254	13.936	13.447
9	9:55:01.847	<b>47.323</b>		20.138	<b>13.862</b>	<b>13.323</b>
10	9:55:49.409	<b>47.562</b>	+0.239	<b>20.118</b>	13.990	13.454

<b>(7) Emanuel Mai</b>						
1	9:48:10.694	<b>55.980</b>	+8.581	24.831	17.073	14.076
2	9:49:03.727	<b>53.033</b>	+5.634	22.532	15.863	14.638
3	9:49:53.467	<b>49.740</b>	+2.341	21.658	14.451	13.631
4	9:52:06.642	<b>2:13.175</b>	+1:25.776	20.687	14.239	13.572
5	9:52:54.740	<b>48.098</b>	+0.699	20.516	14.078	13.504
6	9:53:42.396	<b>47.656</b>	+0.257	20.400	<b>13.773</b>	13.483
7	9:54:29.966	<b>47.570</b>	+0.171	20.362	13.789	13.419
8	9:55:17.365	<b>47.399</b>		<b>20.232</b>	13.788	<b>13.379</b>

<b>(22) Carl Luthardt</b>						
1	9:48:07.395	<b>1:03.500</b>	+15.990	29.211	17.420	16.869
2	9:49:02.306	<b>54.911</b>	+7.401	24.433	15.939	14.539

<b>(41) Maddox Wirtz</b>						
3	9:49:55.584	<b>53.278</b>	+5.768	23.816	15.583	13.879
4	9:50:51.082	<b>55.498</b>	+7.988	23.204	18.631	13.663
5	9:51:39.464	<b>48.382</b>	+0.872	20.648	14.201	13.533
6	9:52:27.111	<b>47.647</b>	+0.137	20.272	14.032	13.343
7	9:53:19.412	<b>52.301</b>	+4.791	24.822	14.129	13.350
8	9:54:07.128	<b>47.716</b>	+0.206	20.416	13.922	13.378
9	9:54:54.638	<b>47.510</b>		<b>20.243</b>	<b>13.887</b>	13.380
10	9:55:42.272	<b>47.634</b>	+0.124	20.406	13.906	<b>13.322</b>

<b>(66) Valentin Knoedel</b>						
1	9:48:06.403	<b>56.106</b>	+8.521	23.844	16.539	15.723
2	9:49:05.580	<b>59.177</b>	+11.592	25.490	16.811	16.876
3	9:49:55.760	<b>50.180</b>	+2.595	21.399	15.104	13.677
4	9:50:45.505	<b>49.745</b>	+2.160	21.578	14.681	13.486
5	9:51:33.551	<b>48.046</b>	+0.461	20.489	14.233	13.324
6	9:52:21.885	<b>48.334</b>	+0.749	20.720	14.243	13.371
7	9:53:10.044	<b>48.159</b>	+0.574	20.501	14.272	13.386
8	9:53:57.629	<b>47.685</b>		20.295	<b>13.959</b>	13.331
9	9:54:45.868	<b>48.239</b>	+0.654	20.828	14.070	13.341
10	9:55:34.050	<b>48.182</b>	+0.597	<b>20.263</b>	14.615	<b>13.304</b>

<b>(77) Felix Wischlitzki</b>						
1	9:48:15.173	<b>1:01.770</b>	+14.154	27.535	17.754	16.481
2	9:49:12.563	<b>57.390</b>	+9.774	24.569	16.716	16.105
3	9:50:07.318	<b>54.755</b>	+7.139	24.192	15.871	14.692
4	9:50:58.589	<b>51.271</b>	+3.655	22.005	15.230	14.036
5	9:51:48.736	<b>50.147</b>	+2.531	21.597	14.875	13.675
6	9:52:38.240	<b>49.504</b>	+1.888	21.202	14.588	13.714
7	9:53:27.374	<b>49.134</b>	+1.518	20.501	14.272	13.484
8	9:54:15.400	<b>48.026</b>	+0.410	20.622	14.098	13.306
9	9:55:03.016	<b>47.616</b>		<b>20.367</b>	<b>13.963</b>	<b>13.286</b>

<b>(34) Marcel Ernst</b>						
1	9:48:17.165	<b>1:03.798</b>	+16.155	29.527	17.281	16.990
2	9:49:12.784	<b>55.619</b>	+7.976	23.949	16.676	14.994
3	9:50:05.967	<b>53.183</b>	+5.540	22.642	16.078	14.463
4	9:50:57.639	<b>51.672</b>	+4.029	21.979	14.614	15.079
5	9:51:47.116	<b>49.477</b>	+1.834	21.303	14.471	13.703
6	9:52:35.481	<b>48.365</b>	+0.722	20.727	14.042	13.596
7	9:53:23.504	<b>48.023</b>	+0.380	20.516	13.979	13.528
8	9:54:11.351	<b>47.847</b>	+0.204	20.477	<b>13.875</b>	13.495
9	9:54:58.994	<b>47.643</b>		<b>20.285</b>	13.935	<b>13.423</b>

<b>(83) Max Hezel</b>						
1	9:48:13.657	<b>1:03.489</b>	+15.783	28.921	18.100	16.468
2	9:49:11.610	<b>57.953</b>	+10.247	24.938	16.843	16.172
3	9:50:06.028	<b>54.418</b>	+6.712	23.522	16.234	14.662
4	9:50:58.475	<b>52.447</b>	+4.741	22.569	14.903	14.975
5	9:51:48.170	<b>49.695</b>	+1.989	21.383	14.582	13.730
6	9:52:36.810	<b>48.640</b>	+0.934	20.913	14.252	13.475
7	9:53:24.790	<b>47.980</b>	+0.274	20.412	14.025	13.543
8	9:54:12.698	<b>47.908</b>	+0.202	20.364	14.045	13.499
9	9:55:00.404	<b>47.706</b>		<b>20.359</b>	<b>13.982</b>	<b>13.365</b>

<b>(80) Jannik Remmert</b>						
1	9:48:07.580	<b>1:02.014</b>	+14.308	27.937	18.077	16.000
2	9:49:06.227	<b>58.647</b>	+10.941	25.720	16.673	16.254
3	9:49:55.817	<b>49.590</b>	+1.884	21.405	14.585	13.600
4	9:50:44.941	<b>49.124</b>	+1.418	21.001	14.566	13.557
5	9:51:33.456	<b>48.515</b>	+0.809	20.603	14.432	13.480
6	9:52:22.336	<b>48.880</b>	+1.174	21.065	14.433	13.382
7	9:53:10.415	<b>48.079</b>	+0.373	20.513	14.197	<b>13.369</b>
8	9:53:58.479	<b>48.064</b>	+0.358	20.347	14.210	13.507
9	9:54:46.185	<b>47.706</b>		20.263	<b>14.067</b>	13.376
10	9:55:34.422	<b>48.237</b>	+0.531	<b>20.192</b>	14.669	13.376

# ADAC Kartrennen Mülsen

KZ2

Arena E Mülsen 1,315 Km

Warm Up Super Heat A

26.04.2026 09:45

Practice (10:00 Time) started at 9:45:15

Lap	Time of Day	Lap Tm	Diff	S1 Tm	S2 Tm	S3 Tm
8	9:53:58.719	47.822	+0.110	20.290	14.099	13.433
9	9:54:46.431	47.712		20.277	14.051	13.384
<b>(67) Jannik Julius Bernhart</b>						
1	9:48:13.223	1:03.800	+16.017	28.778	18.341	16.681
2	9:49:11.304	58.081	+10.298			16.201
3	9:50:07.262	55.958	+8.175	23.650	16.359	15.949
4	9:50:59.918	52.656	+4.873			14.546
5	9:51:50.035	50.117	+2.334	21.643	14.574	13.900
6	9:52:39.235	49.200	+1.417	21.223	14.384	13.593
7	9:53:28.211	48.976	+1.193			13.542
8	9:54:16.893	48.682	+0.899	21.061	14.157	13.464
9	9:55:04.676	47.783				13.432
10	9:55:52.626	47.950	+0.167	20.491	13.947	13.512
<b>(78) Paul Doktor</b>						
1	9:48:09.533	58.455	+10.621	27.216	16.334	14.905
2	9:49:05.257	55.724	+7.890	23.406	16.866	15.452
3	9:49:55.727	50.470	+2.636	21.611	15.097	13.762
4	9:50:44.555	48.828	+0.994	20.828	14.491	13.509
5	9:51:33.271	48.716	+0.882	20.794	14.458	13.464
6	9:52:22.030	48.759	+0.925	20.906	14.548	13.305
7	9:53:10.670	48.640	+0.806	20.686	14.623	13.331
8	9:53:59.185	48.515	+0.681	20.462	14.454	13.599
9	9:54:47.019	47.834		20.375	14.154	13.305
10	9:55:35.569	48.550	+0.716	20.406	14.500	13.644
<b>(25) Cemil Bayyati</b>						
1	9:48:14.401	1:03.872	+15.949	28.886	18.113	16.873
2	9:49:13.493	59.092	+11.169	25.640	16.734	16.718
3	9:50:08.037	54.544	+6.621	23.852	15.597	15.095
4	9:51:02.556	54.519	+6.596	24.999	15.082	14.438
5	9:51:54.885	52.329	+4.406	23.247	14.688	14.394
6	9:52:45.319	50.434	+2.511	21.865	14.901	13.668
7	9:53:33.829	48.510	+0.587	20.801	14.076	13.633
8	9:54:22.144	48.315	+0.392	20.686	14.124	13.505
9	9:55:10.287	48.143	+0.220	20.644	13.984	13.515
10	9:55:58.210	47.923		20.464	13.973	13.486
<b>(13) Alexander Richter</b>						
1	9:48:14.196	1:03.305	+15.347	28.890	17.919	16.496
2	9:49:07.815	53.619	+5.661	23.934	15.316	14.369
3	9:49:57.836	50.021	+2.063	21.843	14.503	13.675
4	9:50:46.773	48.937	+0.979	20.948	14.291	13.698
5	9:51:35.204	48.431	+0.473	20.746	14.222	13.463
6	9:52:23.217	48.013	+0.055	20.522	14.038	13.453
7	9:53:11.500	48.283	+0.325	20.584	14.171	13.528
8	9:53:59.458	47.958		20.471	14.041	13.446
9	9:54:49.438	49.980	+2.022	20.884	15.469	13.627
<b>(27) Dino Carlsson</b>						
1	9:48:06.291	55.744	+7.685	23.885	16.397	15.462
2	9:48:56.190	49.899	+1.840	21.530	14.583	13.786
3	9:49:46.445	50.255	+2.196	21.867	14.587	13.801
4	9:50:35.458	49.013	+0.954	20.842	14.383	13.788
5	9:51:24.096	48.638	+0.579	20.761	14.217	13.660
6	9:52:12.324	48.228	+0.169	20.646	14.029	13.553
7	9:53:00.461	48.137	+0.078	20.503	14.051	13.583
8	9:53:48.520	48.059		20.585	13.933	13.541
9	9:54:36.663	48.143	+0.084	20.547	14.045	13.551
10	9:55:24.897	48.234	+0.175	20.485	14.187	13.562
<b>(14) Eric Wess</b>						
1	9:48:22.566	1:01.362	+13.186	26.507	17.396	17.459
2	9:49:19.597	57.031	+8.855	24.976	16.309	15.746
3	9:50:13.398	53.801	+5.625	23.499	15.485	14.817
4	9:51:03.887	50.489	+2.313	22.004	15.043	13.442
5	9:51:52.974	49.087	+0.911	21.342	14.339	13.406
6	9:52:44.052	51.078	+2.902	20.412	15.138	15.528
7	9:53:32.228	48.176		20.971	13.986	13.219
8	9:54:20.705	48.477	+0.301	20.606	14.066	13.805
9	9:55:11.904	51.199	+3.023	23.634	14.326	13.239
<b>(35) Moritz Schwing</b>						

Lap	Time of Day	Lap Tm	Diff	S1 Tm	S2 Tm	S3 Tm
1	9:48:07.086	56.444	+8.226	24.829	16.559	15.056
2	9:49:03.511	56.425	+8.207	25.139	16.642	14.644
3	9:49:54.171	50.660	+2.442	21.771	15.041	13.848
4	9:50:43.496	49.325	+1.107	21.047	14.504	13.774
5	9:51:32.582	49.086	+0.868	21.020	14.392	13.674
6	9:52:21.584	49.002	+0.784	20.964	14.313	13.725
7	9:53:09.932	48.348	+0.130	20.641	14.168	13.539
8	9:53:59.276	49.344	+1.126	20.680	14.235	14.429
9	9:54:47.494	48.218		20.544	14.188	13.486
10	9:55:35.917	48.423	+0.205	20.572	14.148	13.703
<b>(79) Hannes Ehninger</b>						
1	9:47:59.159	1:02.435	+13.646	27.661	18.255	16.519
2	9:48:53.649	54.490	+5.701	23.155	16.024	15.311
3	9:49:45.585	51.936	+3.147	22.288	15.663	13.985
4	9:50:36.514	50.929	+2.140	22.224	14.767	13.938
5	9:51:26.226	49.712	+0.923	21.389	14.490	13.833
6	9:52:15.312	49.086	+0.297	21.037	14.297	13.752
7	9:53:04.195	48.883	+0.094	20.924	14.267	13.692
8	9:53:53.532	49.337	+0.548	20.679	14.690	13.968
9	9:54:42.417	48.885	+0.096	20.903	14.216	13.766
10	9:55:31.206	48.789		20.799	14.195	13.795
<b>(84) Ben Keller</b>						
1	9:48:15.297	1:01.738	+12.628	27.487	17.793	16.458
2	9:49:12.645	57.348	+8.238	24.885	16.717	15.746
3	9:50:06.164	53.519	+4.409	23.126	15.857	14.536
4	9:50:58.104	51.940	+2.830	22.165	14.849	14.926
5	9:51:48.119	50.015	+0.905	21.613	14.454	13.948
6	9:52:37.847	49.728	+0.618	21.283	14.618	13.827
7	9:53:28.145	50.298	+1.188	21.904	14.662	13.732
8	9:54:17.922	49.777	+0.667	21.355	14.578	13.844
9	9:55:07.032	49.110		21.056	14.349	13.705
10	9:55:56.291	49.259	+0.149	20.912	14.440	13.907
<b>(24) Noah Kaltenbach</b>						
1	9:48:16.040	1:01.616	+11.107	28.029	17.520	16.067
2	9:49:14.758	58.718	+8.209	24.950	17.384	16.384
3	9:50:09.073	54.315	+3.806	23.932	15.722	14.611
4	9:51:01.327	52.254	+1.745	23.302	15.136	13.861
5	9:53:53.007	2:51.680	+2:01.171	21.532	14.957	13.886
6	9:54:43.516	50.509		21.283	15.440	13.786
7	9:55:35.860	52.344	+1.835	22.442	15.865	14.037

## ADAC Kartrennen Mülsen

## KZ2 / Warm Up Super Heat B

Track: Arena E Mülsen - 1.315 km

Session Started: 10:00:00

Best Lap by: 58 - Marek Skrivan - 46.935

Rank	#	Driver	Nat	Sponsor Competitor	Nat	Driver-License Com-License	Equipment	laps	Best Lap	Diff	In Lap	Penalty
1	58	Marek Skrivan	CZE	TB Racing Team	DEU	26AS0071 38262	Sodi /TM/VEGA	10	46.935		10	
2	33	Pavel Vimmer	CZE	TB Racing Team	DEU	26AS0709 38262	KR /TM/VEGA	10	47.095	0.160	10	
3	6	Matej Preuss	CZE	Formula K SRP Factory Team	DEU	26AS0210 48701	IPK /TM/VEGA	10	47.098	0.163	10	
4	61	Nico Hantke	DEU	VDB Kart Racing	DEU	11673 66002	Birelart /TM/VEGA	10	47.182	0.247	10	
5	32	Kevin Lantinga	NLD	TB Racing Team	DEU	42585 38262	Sodi /TM/VEGA	10	47.234	0.299	10	
6	90	Maurice Klein	DEU	Dörr Motorsport	DEU	49651 65122	KR /IAME/VEGA	10	47.325	0.390	8	
7	76	Matthy Vandebroek	DEU	VDB Kart Racing	DEU	11491 66002	Birelart /TM/VEGA	10	47.360	0.425	10	
8	46	Jayden Gushiken	DEU	Formula K SRP Factory Team	DEU	48497 48701	IPK /TM/VEGA	10	47.373	0.438	10	
9	9	Simon Billman	SWE	Solgat Motorsport	DEU	87167 66799	Birelart /TM/VEGA	8	47.375	0.440	8	
10	11	Julian Bub	DEU	Dörr Motorsport	DEU	48217 65122	KR /IAME/VEGA	10	47.477	0.542	10	
11	51	Albin Stureson	SWE	Bamberger GmbH	DEU	91259 70041	Lenzokart /TM/VEGA	11	47.503	0.568	10	
12	23	Oskar Steinbach	DEU	Kartshop Ampfing	DEU	10217 49535	Birelart /TM/VEGA	11	47.528	0.593	11	
13	15	Morgan Knudsen	DNK	Kartshop Ampfing	DEU	137956 66030	Birelart /TM/VEGA	11	47.715	0.780	10	
14	12	Iliyan Yankov	BGR	Formula K SRP Factory Team	DEU	BG-26/E-INT 009 48701	IPK /TM/VEGA	10	47.767	0.832	10	
15	40	Tim Schott	DEU	TB Racing Team	DEU	50748 38262	Sodi /TM/VEGA	10	47.790	0.855	10	
16	68	Rick Hartmann	DEU	Rick Hartmann	DEU	67247 67247	Henza Kart /TM/VEGA	11	47.850	0.915	7	
17	16	Tim Halver	DEU	CRG Deutschland	DEU	58148 52600	CRG /TM/VEGA	10	48.009	1.074	10	
18	4	Kevin Wagner	DEU	TB Racing Team	DEU	11828 38262	Sodi /TM/VEGA	7	48.033	1.098	7	
19	60	Maximilian Eigner	DEU	AMC-Ehingen e.V.	DEU	51935 66521	Mach1 /TM/VEGA	9	48.038	1.103	8	
20	5	Lukas Heim	DEU	ADAC OC Winnenden e.V.	DEU	52611 65216	Mach1 /TM/VEGA	10	48.110	1.175	9	
21	50	Khalil Sodah	LTU	Mach1 Motorsport	DEU	2026-ITE/25 66429	Mach1 /TM/VEGA	11	48.148	1.213	11	
22	17	Felix Schmidt	DEU	Mach1 Motorsport	DEU	21993 66429	Mach1 /TM/VEGA	10	48.375	1.440	8	
23	10	Viggo Rasmussen	DEU	Kartshop Ampfing	DEU	69185 66030	Birelart /TM/VEGA	10	48.434	1.499	9	

Timekeeper  
M. WagnerRace Director  
C. RÖßIGER

Page 1/1

These results are provisional until the conclusion of any judicial and technical matters!

K-15802/26

Printed: 26.04.2026 / 10:11

VEGA

## ADAC Kartrennen Mülsen

KZ2

Arena E Mülsen 1,315 Km

Warm Up Super Heat B

26.04.2026 10:00

Practice (10:00 Time) started at 10:00:00

Lap	Time of Day	Lap Tm	Diff	S1 Tm	S2 Tm	S3 Tm	Lap	Time of Day	Lap Tm	Diff	S1 Tm	S2 Tm	S3 Tm
<b>(58) Marek Skrivan</b>													
1	10:02:46.977	<b>1:02.240</b>	+15.305	26.747	17.882	17.611	1	10:02:50.799	<b>57.026</b>	+9.666	23.952	18.153	14.921
2	10:03:43.093	<b>56.116</b>	+9.181	24.696	15.893	15.527	2	10:03:52.786	<b>1:01.987</b>	+14.627	32.645	15.537	13.805
3	10:04:36.608	<b>53.515</b>	+6.580	23.383	15.210	14.922	3	10:04:42.384	<b>49.598</b>	+2.238	21.379	14.589	13.630
4	10:05:27.918	<b>51.310</b>	+4.375	22.201	14.779	14.330	4	10:05:30.606	<b>48.222</b>	+0.862	20.572	14.177	13.473
5	10:06:16.871	<b>48.953</b>	+2.018	21.200	14.408	13.345	5	10:06:19.251	<b>48.645</b>	+1.285	20.589	14.320	13.736
6	10:07:04.590	<b>47.719</b>	+0.784	20.403	14.005	13.311	6	10:07:07.503	<b>48.252</b>	+0.892	20.682	14.165	13.405
7	10:07:51.938	<b>47.348</b>	+0.413	20.184	13.915	13.249	7	10:07:55.123	<b>47.620</b>	+0.260	20.245	14.034	13.341
8	10:08:39.100	<b>47.162</b>	+0.227	20.097	13.822	13.243	8	10:08:43.729	<b>48.606</b>	+1.246	20.301	14.968	13.337
9	10:09:26.294	<b>47.194</b>	+0.259	20.099	13.847	13.248	9	10:09:31.248	<b>47.519</b>	+0.159	20.230	13.927	13.362
10	10:10:13.229	<b>46.935</b>		<b>19.947</b>	<b>13.780</b>	<b>13.208</b>	10	10:10:18.608	<b>47.360</b>		<b>20.205</b>	<b>13.913</b>	<b>13.242</b>
<b>(33) Pavel Vimmer</b>							<b>(46) Jayden Gushiken</b>						
1	10:02:37.339	<b>1:00.338</b>	+13.243	26.978	16.863	16.497	1	10:02:32.774	<b>57.869</b>	+10.496	25.790	16.326	15.753
2	10:03:33.301	<b>55.962</b>	+8.867	24.689	16.043	15.230	2	10:03:28.202	<b>55.428</b>	+8.055	24.444	15.960	15.024
3	10:04:25.398	<b>52.097</b>	+5.002	22.470	15.134	14.493	3	10:04:23.125	<b>54.923</b>	+7.550	23.913	15.806	15.204
4	10:05:16.502	<b>51.104</b>	+4.009	21.970	14.813	14.321	4	10:05:15.609	<b>52.484</b>	+5.111	22.593	15.365	14.526
5	10:06:05.438	<b>48.936</b>	+1.841	21.173	14.262	13.501	5	10:06:06.146	<b>50.537</b>	+3.164	22.427	14.479	13.631
6	10:06:53.393	<b>47.955</b>	+0.860	20.569	14.068	13.318	6	10:06:59.330	<b>53.184</b>	+5.811	24.477	14.872	13.835
7	10:07:41.119	<b>47.726</b>	+0.631	20.516	13.960	13.250	7	10:07:47.957	<b>48.627</b>	+1.254	20.911	14.166	13.550
8	10:08:28.444	<b>47.325</b>	+0.230	20.217	13.856	13.252	8	10:08:36.439	<b>48.482</b>	+1.109	21.063	14.039	13.380
9	10:09:15.816	<b>47.372</b>	+0.277	20.117	14.019	13.236	9	10:09:24.035	<b>47.596</b>	+0.223	20.332	13.977	13.287
10	10:10:02.911	<b>47.095</b>		<b>20.066</b>	<b>13.821</b>	<b>13.208</b>	10	10:10:11.408	<b>47.373</b>		<b>20.140</b>	<b>13.954</b>	<b>13.279</b>
<b>(6) Matej Preuss</b>							<b>(9) Simon Billman</b>						
1	10:02:45.467	<b>1:02.378</b>	+15.280	27.686	17.961	16.731	1	10:04:35.880	<b>49.995</b>	+2.620	21.199	14.931	13.865
2	10:03:41.902	<b>56.435</b>	+9.337	25.054	15.903	15.478	2	10:05:24.748	<b>48.868</b>	+1.493	21.111	14.298	13.459
3	10:04:35.228	<b>53.326</b>	+6.228	23.124	15.295	14.907	3	10:06:12.671	<b>47.923</b>	+0.548	20.396	14.193	13.334
4	10:05:26.997	<b>51.769</b>	+4.671	22.303	14.929	14.537	4	10:07:00.310	<b>47.639</b>	+0.264	20.314	14.065	13.260
5	10:06:16.871	<b>49.874</b>	+2.776	21.412	14.594	13.868	5	10:07:48.025	<b>47.715</b>	+0.340	<b>20.120</b>	14.184	13.411
6	10:07:05.883	<b>49.012</b>	+1.914	21.060	14.508	13.444	6	10:08:36.094	<b>48.069</b>	+0.694	20.712	14.109	<b>13.248</b>
7	10:07:53.186	<b>47.303</b>	+0.205	20.083	13.956	<b>13.264</b>	7	10:09:23.791	<b>47.697</b>	+0.322	20.442	13.967	13.288
8	10:08:40.379	<b>47.193</b>	+0.095	20.050	13.857	13.286	8	10:10:11.166	<b>47.375</b>		20.189	<b>13.906</b>	13.280
9	10:09:27.576	<b>47.197</b>	+0.099	<b>19.970</b>	13.948	13.279	<b>(11) Julian Bub</b>						
10	10:10:14.674	<b>47.098</b>		20.018	<b>13.802</b>	13.278	1	10:02:45.725	<b>59.771</b>	+12.294	26.276	17.284	16.211
<b>(61) Nico Hantke</b>							<b>(51) Albin Stureson</b>						
1	10:02:54.181	<b>59.737</b>	+12.555	28.309	16.013	15.415	1	10:02:31.718	<b>56.795</b>	+9.292	24.834	16.587	15.374
2	10:03:55.049	<b>1:00.868</b>	+13.686	32.616	14.568	13.684	2	10:03:24.830	<b>53.112</b>	+5.609	23.408	15.537	14.167
3	10:04:45.618	<b>50.569</b>	+3.387	20.743	15.208	14.618	3	10:04:14.017	<b>49.187</b>	+1.684	21.048	14.507	13.632
4	10:05:33.853	<b>48.235</b>	+1.053	20.677	14.118	13.440	4	10:05:02.679	<b>48.662</b>	+1.159	20.849	14.311	13.502
5	10:06:21.658	<b>47.805</b>	+0.623	20.471	14.005	13.329	5	10:06:01.110	<b>58.431</b>	+10.928	27.814	16.901	13.716
6	10:07:09.165	<b>47.507</b>	+0.325	20.356	13.894	13.257	6	10:06:48.904	<b>47.794</b>	+0.291	20.391	14.055	13.348
7	10:07:56.684	<b>47.519</b>	+0.337	20.150	13.928	13.441	7	10:07:36.564	<b>47.660</b>	+0.157	20.305	13.973	13.382
8	10:08:43.982	<b>47.298</b>	+0.116	20.236	<b>13.861</b>	<b>13.201</b>	8	10:08:24.157	<b>47.593</b>	+0.090	20.254	<b>13.914</b>	13.425
9	10:09:31.901	<b>47.919</b>	+0.737	20.633	13.997	13.289	9	10:09:11.741	<b>47.584</b>	+0.081	20.287	13.917	13.380
10	10:10:19.083	<b>47.182</b>		<b>20.023</b>	13.887	13.272	10	10:09:59.244	<b>47.503</b>		20.215	13.962	13.326
<b>(32) Kevin Lantinga</b>							<b>(23) Oskar Steinbach</b>						
1	10:02:49.631	<b>1:01.687</b>	+14.453	26.583	17.830	17.274	1	10:02:31.339	<b>57.978</b>	+10.450	25.149	16.883	15.946
2	10:03:45.887	<b>56.256</b>	+9.022	24.700	16.346	15.210	2	10:03:25.956	<b>54.617</b>	+7.089	23.734	16.235	14.648
3	10:04:38.194	<b>52.307</b>	+5.073	22.659	15.252	14.396	3	10:04:18.382	<b>52.426</b>	+4.898	23.068	15.083	14.275
4	10:05:28.862	<b>50.668</b>	+3.434	22.025	14.852	13.791	4	10:05:07.553	<b>49.171</b>	+1.643	21.167	14.368	13.636
5	10:06:17.501	<b>48.639</b>	+1.405	20.821	14.503	13.315	5	10:05:56.976	<b>49.423</b>	+1.895	21.638	14.273	13.512
6	10:07:05.417	<b>47.916</b>	+0.682	20.486	14.127	13.303	6	10:06:44.959	<b>47.983</b>	+0.455	20.533	14.036	13.414
7	10:07:52.816	<b>47.399</b>	+0.165	20.205	13.960	<b>13.234</b>	7	10:07:32.726	<b>47.767</b>	+0.239	20.419	13.961	13.387
8	10:08:40.095	<b>47.279</b>	+0.045	20.115	13.918	13.246	8	10:08:20.262	<b>47.536</b>	+0.008	<b>20.172</b>	14.054	<b>13.310</b>
9	10:09:28.084	<b>47.989</b>	+0.755	<b>20.101</b>	14.458	13.430	9	10:09:08.385	<b>48.123</b>	+0.595	20.646	14.044	13.433
10	10:10:15.318	<b>47.234</b>		20.142	<b>13.842</b>	13.250	10	10:09:55.974	<b>47.589</b>	+0.061	20.267	13.971	13.351
<b>(90) Maurice Klein</b>							<b>(15) Morgan Knudsen</b>						
1	10:02:50.078	<b>58.085</b>	+10.760	24.880	16.663	16.542	1	10:02:32.107	<b>57.489</b>	+9.774	24.961	16.651	15.877
2	10:03:45.082	<b>55.004</b>	+7.679	24.479	16.202	14.323	2	10:03:25.811	<b>53.704</b>	+5.989	23.350	16.162	14.192
3	10:04:36.727	<b>51.645</b>	+4.320	21.741	15.002	14.902	<b>(76) Matthij Vandebroek</b>						
4	10:05:28.028	<b>51.301</b>	+3.976	22.273	14.921	14.107							
5	10:06:17.453	<b>49.425</b>	+2.100	21.336	14.579	13.510							
6	10:07:05.999	<b>48.546</b>	+1.221	20.734	14.405	13.407							
7	10:07:53.652	<b>47.653</b>	+0.328	20.339	13.981	13.333							
8	10:08:40.977	<b>47.325</b>		<b>20.226</b>	<b>13.847</b>	<b>13.252</b>							
9	10:09:28.690	<b>47.713</b>	+0.388	20.338	13.953	13.422							
10	10:10:16.128	<b>47.438</b>	+0.113	20.265	13.864	13.309							

## ADAC Kartrennen Mülsen

KZ2

Arena E Mülsen 1,315 Km

Warm Up Super Heat B

26.04.2026 10:00

Practice (10:00 Time) started at 10:00:00

Lap	Time of Day	Lap Tm	Diff	S1 Tm	S2 Tm	S3 Tm
3	10:04:15.202	<b>49.391</b>	+1.676	21.246	14.545	13.600
4	10:05:03.921	<b>48.719</b>	+1.004	20.850	14.334	13.535
5	10:05:58.766	<b>54.845</b>	+7.130	26.446	14.867	13.532
6	10:06:46.989	<b>48.223</b>	+0.508	20.578	14.200	13.445
7	10:07:34.862	<b>47.873</b>	+0.158	20.439	<b>14.033</b>	<b>13.401</b>
8	10:08:24.735	<b>49.873</b>	+2.158	20.367	14.147	15.359
9	10:09:12.690	<b>47.955</b>	+0.240	20.376	14.146	13.433
10	10:10:00.405	<b>47.715</b>		<b>20.249</b>	14.045	13.421
11	10:10:48.260	<b>47.855</b>	+0.140	20.277	14.122	13.456

(12) Iliyan Yankov

1	10:02:52.772	<b>59.211</b>	+11.444	25.741	17.562	15.908
2	10:03:50.598	<b>57.826</b>	+10.059	25.352	16.637	15.837
3	10:04:47.109	<b>56.511</b>	+8.744	23.764	16.350	16.397
4	10:05:41.812	<b>54.703</b>	+6.936	23.863	15.816	15.024
5	10:06:30.767	<b>48.955</b>	+1.188	20.973	14.438	13.544
6	10:07:18.981	<b>48.214</b>	+0.447	20.563	14.204	13.447
7	10:08:07.182	<b>48.201</b>	+0.434	20.542	14.090	13.569
8	10:08:55.095	<b>47.913</b>	+0.146	20.330	14.114	13.469
9	10:09:42.993	<b>47.898</b>	+0.131	<b>20.302</b>	14.149	13.447
10	10:10:30.760	<b>47.767</b>		20.392	<b>13.990</b>	<b>13.385</b>

(40) Tim Schott

1	10:02:50.058	<b>1:01.736</b>	+13.946	26.744	17.822	17.170
2	10:03:46.173	<b>56.115</b>	+8.325	25.356	16.049	14.710
3	10:04:37.057	<b>50.884</b>	+3.094	22.102	14.858	13.924
4	10:05:27.924	<b>50.867</b>	+3.077	22.398	14.768	13.701
5	10:06:17.911	<b>49.987</b>	+2.197	20.886	15.615	13.486
6	10:07:06.363	<b>48.452</b>	+0.662	20.413	14.479	13.560
7	10:07:54.862	<b>48.499</b>	+0.709	20.566	14.268	13.665
8	10:08:42.657	<b>47.795</b>	+0.005	<b>20.322</b>	14.079	13.394
9	10:09:30.562	<b>47.905</b>	+0.115	20.497	<b>14.052</b>	13.356
10	10:10:18.352	<b>47.790</b>		20.386	14.053	<b>13.351</b>

(68) Rick Hartmann

1	10:02:39.147	<b>53.674</b>	+5.824	24.590	15.330	13.754
2	10:03:29.370	<b>50.223</b>	+2.373	21.902	14.693	13.628
3	10:04:18.402	<b>49.032</b>	+1.182	21.024	14.276	13.732
4	10:05:06.600	<b>48.198</b>	+0.348	20.544	14.209	13.445
5	10:05:54.812	<b>48.212</b>	+0.362	20.639	14.161	13.412
6	10:06:42.850	<b>48.038</b>	+0.188	<b>20.363</b>	14.203	13.472
7	10:07:30.700	<b>47.850</b>		20.447	14.038	<b>13.365</b>
8	10:08:18.732	<b>48.032</b>	+0.182	20.597	14.064	13.371
9	10:09:07.011	<b>48.279</b>	+0.429	20.393	14.369	13.517
10	10:09:55.148	<b>48.137</b>	+0.287	20.432	14.290	13.415
11	10:10:43.086	<b>47.938</b>	+0.088	20.516	<b>13.980</b>	13.442

(16) Tim Halver

1	10:02:45.982	<b>1:00.045</b>	+12.036	25.689	17.681	16.675
2	10:03:39.007	<b>53.025</b>	+5.016	23.595	15.265	14.165
3	10:04:29.057	<b>50.050</b>	+2.041	21.541	14.752	13.757
4	10:05:18.410	<b>49.353</b>	+1.344	21.066	14.571	13.716
5	10:06:07.520	<b>49.110</b>	+1.101	20.887	14.633	13.590
6	10:06:55.912	<b>48.392</b>	+0.383	20.742	14.256	<b>13.394</b>
7	10:07:44.078	<b>48.166</b>	+0.157	20.504	14.177	13.485
8	10:08:32.154	<b>48.076</b>	+0.067	20.556	14.125	13.395
9	10:09:20.224	<b>48.070</b>	+0.061	<b>20.458</b>	14.161	13.451
10	10:10:08.233	<b>48.009</b>		20.460	<b>14.099</b>	13.450

(4) Kevin Wagner

1	10:02:48.996	<b>1:03.967</b>	+15.934	28.455	17.988	17.524
2	10:03:48.874	<b>59.878</b>	+11.845	26.388	17.233	16.257
3	10:04:46.791	<b>57.917</b>	+9.884	25.310	16.373	16.234
4	10:05:41.897	<b>55.106</b>	+7.073	23.984	15.892	15.230
5	10:06:33.809	<b>51.912</b>	+3.879	23.260	15.008	13.644
6	10:07:22.193	<b>48.384</b>	+0.351	20.688	14.229	13.467
7	10:08:10.226	<b>48.033</b>		<b>20.492</b>	<b>14.181</b>	<b>13.360</b>

(60) Maximilian Eigler

1	10:02:17.146	<b>54.068</b>	+6.030	24.477	15.439	14.152
2	10:03:26.226	<b>1:09.080</b>	+21.042	36.476	18.282	14.322
3	10:04:16.551	<b>50.325</b>	+2.287	22.312	14.453	13.560
4	10:05:05.347	<b>48.796</b>	+0.758	20.714	14.266	13.816
5	10:05:53.876	<b>48.529</b>	+0.491	20.826	14.213	13.490

Lap	Time of Day	Lap Tm	Diff	S1 Tm	S2 Tm	S3 Tm
6	10:06:42.154	<b>48.278</b>	+0.240	20.731	<b>14.006</b>	13.541
7	10:07:30.433	<b>48.279</b>	+0.241	20.690	14.141	13.448
8	10:08:18.471	<b>48.038</b>		20.620	14.007	<b>13.411</b>
9	10:10:47.687	<b>2:29.216</b>	+1:41.178	<b>20.391</b>	15.060	13.470

(5) Lukas Heim

1	10:02:37.457	<b>1:00.026</b>	+11.916	26.824	16.822	16.380
2	10:03:32.660	<b>55.203</b>	+7.093	23.899	16.250	15.054
3	10:04:23.503	<b>50.843</b>	+2.733	21.962	14.932	13.949
4	10:05:14.498	<b>50.995</b>	+2.885	22.294	14.784	13.917
5	10:06:04.063	<b>49.565</b>	+1.455	21.156	14.490	13.919
6	10:06:53.102	<b>49.039</b>	+0.929	21.041	14.361	13.637
7	10:07:41.900	<b>48.798</b>	+0.688	21.098	14.170	13.530
8	10:08:30.530	<b>48.630</b>	+0.520	20.734	14.389	13.507
9	10:09:18.640	<b>48.110</b>		20.525	14.110	<b>13.475</b>
10	10:10:06.750	<b>48.110</b>		<b>20.455</b>	<b>14.033</b>	13.622

(50) Khaalil Sodah

1	10:02:32.952	<b>57.789</b>	+9.641	25.709	16.409	15.671
2	10:03:26.232	<b>53.280</b>	+5.132	23.379	15.809	14.092
3	10:04:15.870	<b>49.638</b>	+1.490	21.352	14.530	13.756
4	10:05:05.489	<b>49.619</b>	+1.471	20.942	14.637	14.040
5	10:05:54.403	<b>48.914</b>	+0.766	20.935	14.392	13.587
6	10:06:42.782	<b>48.379</b>	+0.231	20.639	14.181	13.559
7	10:07:31.673	<b>48.891</b>	+0.743	21.144	14.220	13.527
8	10:08:19.956	<b>48.283</b>	+0.135	20.632	14.134	<b>13.517</b>
9	10:09:08.766	<b>48.810</b>	+0.662	21.025	14.267	13.518
10	10:09:56.984	<b>48.218</b>	+0.070	20.586	14.064	13.568
11	10:10:45.132	<b>48.148</b>		<b>20.561</b>	<b>14.053</b>	13.534

(17) Felix Schmidt

1	10:02:51.304	<b>58.932</b>	+10.557	25.935	17.899	15.098
2	10:03:54.338	<b>1:03.034</b>	+14.659	31.120	17.686	14.228
3	10:04:45.526	<b>51.188</b>	+2.813	21.336	15.130	14.722
4	10:05:34.846	<b>49.320</b>	+0.945	21.158	14.572	13.590
5	10:06:23.578	<b>48.732</b>	+0.357	20.757	14.441	13.534
6	10:07:12.284	<b>48.706</b>	+0.331	20.808	14.352	13.546
7	10:08:00.872	<b>48.588</b>	+0.213	20.671	14.353	13.564
8	10:08:49.247	<b>48.375</b>		20.661	<b>14.252</b>	<b>13.462</b>
9	10:09:38.875	<b>49.628</b>	+1.253	21.754	14.376	13.498
10	10:10:27.410	<b>48.535</b>	+0.160	<b>20.640</b>	14.290	13.605

(10) Viggo Rasmussen

1	10:02:49.872	<b>1:05.301</b>	+16.867	29.296	17.870	18.135
2	10:03:48.950	<b>59.078</b>	+10.644	26.293	16.665	16.120
3	10:04:40.142	<b>51.192</b>	+2.758	22.140	15.041	14.011
4	10:05:29.930	<b>49.788</b>	+1.354	21.296	14.761	13.731
5	10:06:19.039	<b>49.109</b>	+0.675	20.954	14.480	13.675
6	10:07:08.179	<b>49.140</b>	+0.706	21.247	14.238	13.655
7	10:07:56.638	<b>48.459</b>	+0.025	<b>20.650</b>	14.219	13.590
8	10:08:45.089	<b>48.451</b>	+0.017	20.698	14.167	<b>13.586</b>
9	10:09:33.523	<b>48.434</b>		20.714	<b>14.132</b>	13.588
10	10:10:22.029	<b>48.506</b>	+0.072	20.684	14.180	13.642

## ADAC Kartrennen Mülsen

## KZ2 / Super Heat Group A

Track: Arena E Mülsen - 1.315 km

Race Started: 12:23:39

Best Lap by: 64 - Marc Gerstenkorn - 47.217

Rank	#	Driver	Nat	Sponsor Competitor	Nat	Driver-License Com-License	Equipment	laps	T. Time Diff	Best Lap	Penalty	Points
1	0	88 Daniel Stell	DEU	Kartshop Ampfing	DEU	10858 66030	Birelart /TM/VEGA	18	14:21.448	47.225		90
2	1	7 Emanuel Mai	DEU	Solgat Motorsport	DEU	16484 66799	Birelart /TM/VEGA	18	14:24.260 2.812	47.290		80
3	12	22 Carl Luthardt	DEU	Kartshop Ampfing	DEU	37029 66030	Birelart /TM/VEGA	18	14:27.143 5.695	47.260		72
4	0	14 Eric Wess	DEU	Christian Wess	DEU	44964 65002	Birelart /TM/VEGA	18	14:27.501 6.053	47.418	5 sec	66
5	9	64 Marc Gerstenkorn	CHE	Mach1 Motorsport	DEU	375 66429	Mach1 /TM/VEGA	18	14:28.651 7.203	47.217	5 sec	60
6	2	43 Niko Bognar	DEU	Formula K SRP Factory Team	DEU	65560 48701	IPK /TM Kart/VEGA	18	14:30.148 8.700	47.299		54
7	-1	67 Jannik Julius Bernhart	DEU	Jannik Julius Bernhart	DEU	69855 69855	Lenzokart /TM/VEGA	18	14:34.908 13.460	47.739		50
8	5	27 Dino Carlsson	SWE	Solgat Motorsport	DEU	138919 66799	Birelart /TM/VEGA	18	14:35.407 13.959	47.858		46
9	2	34 Marcel Ernst	DEU	Dörr Motorsport	DEU	34772 65122	KR /IAME/VEGA	18	14:35.741 14.293	47.600		42
10	-3	77 Felix Wischlitzki	DEU	RS-Motorsport	DEU	15497 66779	CRG /TM/VEGA	18	14:35.751 14.303	47.461	5 sec	38
11	-6	41 Maddox Wirtz	DEU	VDB Kart Racing	DEU	39902 66002	Birelart /TM/VEGA	18	14:35.870 14.422	47.457	5 sec	34
12	5	35 Moritz Schwing	DEU	Mach1 Motorsport	DEU	68323 66429	Mach1 /TM/VEGA	18	14:35.912 14.464	47.716		32
13	5	78 Paul Doktor	DEU	CRG Deutschland	DEU	52823 52600	CRG /TM/VEGA	18	14:40.455 19.007	47.639	5 sec	30
14	5	66 Valentin Knoedel	DEU	Formula K SRP Factory Team	DEU	48527 48701	IPK /TM/VEGA	18	14:40.836 19.388	47.527		28
15	1	83 Max Hezel	DEU	CV Performance Group X JP Motorsport	DEU	65055 38321	KR /IAME/VEGA	18	14:41.921 20.473	47.951		26
16	5	79 Hannes Ehninger	DEU	AMC-Ehingen e.V.	DEU	52576 66521	Mach1 /TM/VEGA	18	14:44.983 23.535	48.215		24
17	6	24 Noah Kaltenbach	DEU	Solgat Motorsport	DEU	41550 66799	Birelart /TM/VEGA	18	14:53.374 31.926	48.371		22
18	4	84 Ben Keller	DEU	CV Performance Group X JP Motorsport	DEU	20563 38321	KR /IAME/VEGA	18	14:58.308 36.860	48.673	5 sec	20
19	1	25 Cemil Bayyati	DEU	Bamberger GmbH	DEU	67757 70041	Lenzokart /TM/VEGA	6	5:03.489 12 Laps	48.840		18
20	-18	85 Oliver Städtler	DEU	Formula K SRP Factory Team	DEU	65210 48701	IPK /TM/VEGA	5	4:04.613 13 Laps	47.726		17
21	-12	13 Alexander Richter	DEU	Alexander Richter	DEU	14437 14437	DR /Modena/VEGA	0	1.382 18 Laps			16
22	-12	80 Jannik Remmert	DEU	VDB Kart Racing	DEU	19994 66002	Birelart /TM/VEGA	0	1.428 18 Laps			15

## Not classified

DSQ	19	Luis Esser	DEU	Mach1 Motorsport	DEU	11661 66429	Mach1 /TM/VEGA	18	DSQ	47.262		9
-----	----	------------	-----	------------------	-----	----------------	----------------	----	-----	--------	--	---

## Announcements

#14 +5 sec. time penalty (jump start)

#77 +5 sec. time penalty (pushing)

#41,64,78,84 time penalty 5 sec. (front fairing)

#19 disqualification (technical not conform)

Timekeeper  
M. WagnerRace Director  
C. RÖßIGER

Page 1/1

These results are provisional until the conclusion of any judicial and technical matters!

K-15802/26

Printed: 26.04.2026 / 13:23

VEGA

## ADAC Kartrennen Mülse

KZ2

Arena E Mülse 1,315 Km

Super Heat Group A

26.04.2026 12:15

Race (13:00 and 1 Laps) started at 12:23:39

Lap	Time of Day	Lap Tm	Diff	S1 Tm	S2 Tm	S3 Tm
<b>(88) Daniel Stell</b>						
1	12:24:31.584	<b>51.630</b>	+4.405	23.030	14.830	13.770
2	12:25:20.757	<b>49.173</b>	+1.948	20.975	14.683	13.515
3	12:26:08.930	<b>48.173</b>	+0.948	20.595	14.213	13.365
4	12:26:56.928	<b>47.998</b>	+0.773	20.378	14.357	13.263
5	12:27:44.720	<b>47.792</b>	+0.567	20.532	14.038	<b>13.222</b>
6	12:28:32.380	<b>47.660</b>	+0.435	20.311	14.035	13.314
7	12:29:19.905	<b>47.525</b>	+0.300	20.179	13.902	13.444
8	12:30:07.329	<b>47.424</b>	+0.199	20.185	13.911	13.328
9	12:30:54.693	<b>47.364</b>	+0.139	20.120	13.925	13.319
10	12:31:42.022	<b>47.329</b>	+0.104	20.116	13.907	13.306
11	12:32:29.260	<b>47.238</b>	+0.013	20.094	<b>13.836</b>	13.308
12	12:33:16.485	<b>47.225</b>		<b>20.074</b>	13.870	13.281
13	12:34:03.842	<b>47.357</b>	+0.132	20.143	13.875	13.339
14	12:34:51.213	<b>47.371</b>	+0.146	20.198	13.875	13.298
15	12:35:38.644	<b>47.431</b>	+0.206	20.121	13.935	13.375
16	12:36:26.172	<b>47.528</b>	+0.303	20.217	13.973	13.338
17	12:37:13.508	<b>47.336</b>	+0.111	20.158	13.897	13.281
18	12:38:01.402	<b>47.894</b>	+0.669	20.168	14.228	13.498

Lap	Time of Day	Lap Tm	Diff	S1 Tm	S2 Tm	S3 Tm
<b>(7) Emanuel Mai</b>						
1	12:24:32.141	<b>51.784</b>	+4.494	23.123	14.807	13.854
2	12:25:22.631	<b>50.490</b>	+3.200	21.719	15.326	13.445
3	12:26:11.220	<b>48.589</b>	+1.299	20.597	14.295	13.697
4	12:26:59.888	<b>48.668</b>	+1.378	20.866	14.378	13.424
5	12:27:48.150	<b>48.262</b>	+0.972	20.351	14.076	13.835
6	12:28:35.724	<b>47.574</b>	+0.284	20.232	13.979	13.363
7	12:29:23.158	<b>47.434</b>	+0.144	20.116	13.919	13.399
8	12:30:10.448	<b>47.290</b>		20.076	13.897	13.317
9	12:30:57.765	<b>47.317</b>	+0.027	<b>20.052</b>	13.919	13.346
10	12:31:45.162	<b>47.397</b>	+0.107	20.172	13.933	13.292
11	12:32:32.486	<b>47.324</b>	+0.034	20.107	13.933	<b>13.284</b>
12	12:33:19.932	<b>47.446</b>	+0.156	20.192	13.929	13.325
13	12:34:07.295	<b>47.363</b>	+0.073	20.146	13.912	13.305
14	12:34:54.588	<b>47.293</b>	+0.003	20.136	<b>13.846</b>	13.311
15	12:35:41.981	<b>47.393</b>	+0.103	20.136	13.945	13.312
16	12:36:29.433	<b>47.452</b>	+0.162	20.210	13.932	13.310
17	12:37:16.760	<b>47.327</b>	+0.037	20.111	13.904	13.312
18	12:38:04.214	<b>47.454</b>	+0.164	20.158	13.980	13.316

Lap	Time of Day	Lap Tm	Diff	S1 Tm	S2 Tm	S3 Tm
<b>(22) Carl Luthardt</b>						
1	12:24:36.184	<b>54.330</b>	+7.070	24.549	15.828	13.953
2	12:25:24.735	<b>48.551</b>	+1.291	20.588	14.442	13.521
3	12:26:13.352	<b>48.617</b>	+1.357	20.502	14.541	13.574
4	12:27:01.593	<b>48.241</b>	+0.981	20.688	14.185	13.368
5	12:27:49.844	<b>48.251</b>	+0.991	20.820	14.082	13.349
6	12:28:37.348	<b>47.504</b>	+0.244	20.248	14.007	<b>13.249</b>
7	12:29:24.916	<b>47.568</b>	+0.308	20.174	14.024	13.370
8	12:30:12.281	<b>47.365</b>	+0.105	20.087	14.006	13.272
9	12:30:59.959	<b>47.678</b>	+0.418	20.248	14.109	13.321
10	12:31:47.274	<b>47.315</b>	+0.055	20.136	13.929	13.250
11	12:32:34.706	<b>47.432</b>	+0.172	20.132	14.027	13.273
12	12:33:21.966	<b>47.260</b>		<b>20.048</b>	13.928	13.284
13	12:34:09.242	<b>47.276</b>	+0.016	20.050	<b>13.923</b>	13.303
14	12:34:56.831	<b>47.589</b>	+0.329	20.082	13.951	13.556
15	12:35:44.212	<b>47.381</b>	+0.121	20.069	13.979	13.333
16	12:36:31.742	<b>47.530</b>	+0.270	20.218	13.958	13.354
17	12:37:19.310	<b>47.568</b>	+0.308	20.203	14.006	13.359
18	12:38:07.097	<b>47.787</b>	+0.527	20.178	14.118	13.491

Lap	Time of Day	Lap Tm	Diff	S1 Tm	S2 Tm	S3 Tm
<b>(14) Eric Wess</b>						
1	12:24:32.258	<b>51.781</b>	+4.363	23.105	14.802	13.874
2	12:25:21.396	<b>49.138</b>	+1.720	21.256	14.368	13.514
3	12:26:09.276	<b>47.880</b>	+0.462	20.401	14.143	13.336
4	12:26:57.110	<b>47.834</b>	+0.416	20.333	14.231	13.270
5	12:27:44.850	<b>47.740</b>	+0.322	20.435	14.068	<b>13.237</b>
6	12:28:32.595	<b>47.745</b>	+0.327	20.449	14.005	13.291
7	12:29:20.058	<b>47.463</b>	+0.045	<b>20.062</b>	14.080	13.321
8	12:30:07.511	<b>47.453</b>	+0.035	20.163	14.033	13.257
9	12:30:54.930	<b>47.419</b>	+0.001	20.073	14.007	13.339
10	12:31:42.409	<b>47.479</b>	+0.061	20.152	14.039	13.288
11	12:32:29.883	<b>47.474</b>	+0.056	20.197	13.943	13.334
12	12:33:17.454	<b>47.571</b>	+0.153	20.287	13.942	13.342

Lap	Time of Day	Lap Tm	Diff	S1 Tm	S2 Tm	S3 Tm
13	12:34:05.004	<b>47.550</b>	+0.132	20.292	13.949	13.309
14	12:34:52.422	<b>47.418</b>		20.129	<b>13.912</b>	13.377
15	12:35:39.916	<b>47.494</b>	+0.076	20.170	13.991	13.333
16	12:36:27.424	<b>47.508</b>	+0.090	20.168	13.977	13.363
17	12:37:14.942	<b>47.518</b>	+0.100	20.223	13.932	13.363
18	12:38:02.455	<b>47.513</b>	+0.095	20.164	13.980	13.369

Lap	Time of Day	Lap Tm	Diff	S1 Tm	S2 Tm	S3 Tm
<b>(64) Marc Gerstenkorn</b>						
1	12:24:34.843	<b>53.161</b>	+5.944	24.215	15.221	13.725
2	12:25:23.414	<b>48.571</b>	+1.354	20.763	14.391	13.417
3	12:26:11.707	<b>48.293</b>	+1.076	20.532	14.201	13.560
4	12:27:00.097	<b>48.390</b>	+1.173	20.497	14.609	13.284
5	12:27:47.838	<b>47.741</b>	+0.524	20.255	14.076	13.410
6	12:28:35.250	<b>47.412</b>	+0.195	20.196	13.927	13.289
7	12:29:22.664	<b>47.414</b>	+0.197	20.204	13.881	13.329
8	12:30:09.963	<b>47.299</b>	+0.082	20.145	13.896	13.258
9	12:30:57.515	<b>47.552</b>	+0.335	20.188	13.944	13.420
10	12:31:44.809	<b>47.294</b>	+0.077	20.133	13.874	13.287
11	12:32:32.066	<b>47.257</b>	+0.040	20.125	13.871	13.261
12	12:33:19.421	<b>47.355</b>	+0.138	20.173	13.865	13.317
13	12:34:06.860	<b>47.439</b>	+0.222	20.197	13.892	13.350
14	12:34:54.251	<b>47.391</b>	+0.174	20.207	13.859	13.325
15	12:35:41.526	<b>47.275</b>	+0.058	<b>20.112</b>	13.861	13.302
16	12:36:28.936	<b>47.410</b>	+0.193	20.136	13.887	13.387
17	12:37:16.153	<b>47.217</b>		20.142	<b>13.824</b>	<b>13.251</b>
18	12:38:03.605	<b>47.452</b>	+0.235	20.138	13.975	13.339

Lap	Time of Day	Lap Tm	Diff	S1 Tm	S2 Tm	S3 Tm
<b>(43) Niko Bognar</b>						
1	12:24:32.666	<b>51.844</b>	+4.545	23.076	14.827	13.941
2	12:25:22.498	<b>49.832</b>	+2.533	21.189	15.023	13.620
3	12:26:12.633	<b>50.135</b>	+2.836	20.544	14.331	13.260
4	12:27:00.736	<b>48.103</b>	+0.804	20.470	14.331	13.302
5	12:27:48.801	<b>48.065</b>	+0.766	20.597	14.150	13.318
6	12:28:36.197	<b>47.396</b>	+0.097	20.110	13.978	13.308
7	12:29:23.638	<b>47.441</b>	+0.142	20.176	14.022	<b>13.243</b>
8	12:30:11.020	<b>47.382</b>	+0.083	20.160	13.969	13.253
9	12:30:58.422	<b>47.402</b>	+0.103	20.114	13.962	13.326
10	12:31:45.835	<b>47.413</b>	+0.114	20.137	13.969	13.307
11	12:32:33.196	<b>47.361</b>	+0.062	20.121	<b>13.892</b>	13.348
12	12:33:20.568	<b>47.372</b>	+0.073	20.160	13.940	13.272
13	12:34:07.867	<b>47.299</b>		<b>20.043</b>	13.965	13.291
14	12:34:58.229	<b>50.362</b>	+3.063	21.894	14.704	13.764
15	12:35:46.836	<b>48.607</b>	+1.308	20.741	14.490	13.376
16	12:36:34.689	<b>47.853</b>	+0.554	20.340	14.073	13.440
17	12:37:22.427	<b>47.738</b>	+0.439	20.262	14.062	13.414
18	12:38:10.102	<b>47.675</b>	+0.376	20.271	14.046	13.358

Lap	Time of Day	Lap Tm	Diff	S1 Tm	S2 Tm	S3 Tm
<b>(67) Jannik Julius Bernhart</b>						
1	12:24:33.583	<b>52.884</b>	+5.145	23.814	15.043	14.027
2	12:25:23.026	<b>49.443</b>	+1.704	21.271	14.668	13.504
3	12:26:13.241	<b>50.215</b>	+2.476	22.119	14.490	13.606
4	12:27:02.970	<b>49.729</b>	+1.990	21.828	14.409	13.492
5	12:27:52.257	<b>49.287</b>	+1.548	21.422	14.299	13.566
6	12:28:40.401	<b>48.144</b>	+0.405	20.495	14.178	13.471
7	12:29:					

## ADAC Kartrennen Mülren

KZ2

Arena E Mülren 1,315 Km

Super Heat Group A

26.04.2026 12:15

Race (13:00 and 1 Laps) started at 12:23:39

Lap	Time of Day	Lap Tm	Diff	S1 Tm	S2 Tm	S3 Tm	Lap	Time of Day	Lap Tm	Diff	S1 Tm	S2 Tm	S3 Tm
7	12:29:26.741	<b>47.858</b>		20.350	14.044	13.464	1	12:24:36.771	<b>53.856</b>	+6.140	24.021	15.894	13.941
8	12:30:14.640	<b>47.899</b>	+0.041	20.353	<b>14.031</b>	13.515	2	12:25:26.650	<b>49.879</b>	+2.163	21.441	14.667	13.771
9	12:31:02.753	<b>48.113</b>	+0.255	20.441	14.156	13.516	3	12:26:15.716	<b>49.066</b>	+1.350	20.907	14.449	13.710
10	12:31:50.750	<b>47.997</b>	+0.139	20.444	14.034	13.519	4	12:27:04.053	<b>48.337</b>	+0.621	20.690	14.212	13.435
11	12:32:38.817	<b>48.067</b>	+0.209	20.445	14.076	13.546	5	12:27:52.962	<b>48.909</b>	+1.193	21.056	14.414	13.439
12	12:33:26.930	<b>48.113</b>	+0.255	20.512	14.075	13.526	6	12:28:41.713	<b>48.751</b>	+1.035	20.962	14.339	13.450
13	12:34:15.066	<b>48.136</b>	+0.278	20.465	14.043	13.628	7	12:29:29.606	<b>47.893</b>	+0.177	20.373	14.110	13.410
14	12:35:03.308	<b>48.242</b>	+0.384	20.354	14.430	<b>13.458</b>	8	12:30:17.519	<b>47.913</b>	+0.197	20.429	14.075	13.409
15	12:35:51.271	<b>47.963</b>	+0.105	<b>20.349</b>	14.148	13.466	9	12:31:05.304	<b>47.785</b>	+0.069	20.456	<b>13.969</b>	13.360
16	12:36:39.345	<b>48.074</b>	+0.216	20.435	14.125	13.514	10	12:31:53.218	<b>47.914</b>	+0.198	20.398	14.071	13.445
17	12:37:27.376	<b>48.031</b>	+0.173	20.372	14.190	13.469	11	12:32:40.974	<b>47.756</b>	+0.040	20.360	14.064	13.332
18	12:38:15.361	<b>47.985</b>	+0.127	20.388	14.075	13.522	12	12:33:28.748	<b>47.774</b>	+0.058	20.354	14.127	13.293
							13	12:34:16.464	<b>47.716</b>		20.289	14.041	13.386
							14	12:35:04.254	<b>47.790</b>	+0.074	<b>20.277</b>	14.078	13.435
							15	12:35:52.054	<b>47.800</b>	+0.084	20.346	14.094	13.360
							16	12:36:39.852	<b>47.798</b>	+0.082	20.277	14.238	<b>13.283</b>
							17	12:37:28.145	<b>48.293</b>	+0.577	20.532	14.414	<b>13.347</b>
							18	12:38:15.866	<b>47.721</b>	+0.005	20.301	14.109	13.311
(34) Marcel Ernst							(78) Paul Doktor						
1	12:24:37.812	<b>56.120</b>	+8.520	26.184	15.430	14.506	1	12:24:36.495	<b>54.509</b>	+6.870	24.630	15.878	14.001
2	12:25:27.725	<b>49.913</b>	+2.313	21.028	14.774	14.111	2	12:25:25.555	<b>49.060</b>	+1.421	21.025	14.506	13.529
3	12:26:16.614	<b>48.889</b>	+1.289	20.648	14.426	13.815	3	12:26:14.046	<b>48.491</b>	+0.852	20.612	14.331	13.548
4	12:27:04.912	<b>48.298</b>	+0.698	20.513	14.316	13.469	4	12:27:03.016	<b>48.970</b>	+1.331	21.430	14.175	13.365
5	12:27:53.269	<b>48.357</b>	+0.757	20.524	14.433	13.400	5	12:27:53.046	<b>50.030</b>	+2.391	22.023	14.693	13.314
6	12:28:41.348	<b>48.079</b>	+0.479	20.451	14.246	13.382	6	12:28:41.098	<b>48.052</b>	+0.413	20.483	14.183	13.386
7	12:29:29.184	<b>47.836</b>	+0.236	20.286	14.072	13.478	7	12:29:28.872	<b>47.774</b>	+0.135	20.325	<b>14.041</b>	13.408
8	12:30:17.097	<b>47.913</b>	+0.313	20.265	14.055	13.593	8	12:30:16.684	<b>47.812</b>	+0.173	20.361	14.081	13.370
9	12:31:04.759	<b>47.662</b>	+0.062	20.261	14.026	13.375	9	12:31:04.555	<b>47.871</b>	+0.232	20.368	14.067	13.436
10	12:31:52.527	<b>47.768</b>	+0.168	<b>20.210</b>	14.222	13.336	10	12:31:52.331	<b>47.776</b>	+0.137	20.321	14.081	13.374
11	12:32:40.204	<b>47.677</b>	+0.077	20.263	14.111	<b>13.303</b>	11	12:32:39.970	<b>47.639</b>		20.283	14.048	13.308
12	12:33:28.180	<b>47.976</b>	+0.376	20.497	14.054	13.425	12	12:33:27.737	<b>47.767</b>	+0.128	20.330	14.112	13.325
13	12:34:15.961	<b>47.781</b>	+0.181	20.396	14.037	13.348	13	12:34:15.461	<b>47.724</b>	+0.085	<b>20.254</b>	14.175	<b>13.295</b>
14	12:35:03.974	<b>48.013</b>	+0.413	20.494	14.120	13.399	14	12:35:03.356	<b>47.895</b>	+0.256	20.319	14.278	13.298
15	12:35:51.574	<b>47.600</b>		20.262	<b>13.969</b>	13.369	15	12:35:51.363	<b>48.007</b>	+0.368	20.454	14.174	13.379
16	12:36:39.765	<b>48.191</b>	+0.591	20.544	14.284	13.363	16	12:36:39.652	<b>48.289</b>	+0.650	20.568	14.310	13.411
17	12:37:27.942	<b>48.177</b>	+0.577	20.359	14.487	13.331	17	12:37:27.688	<b>48.036</b>	+0.397	20.398	14.231	13.407
18	12:38:15.695	<b>47.753</b>	+0.153	20.251	14.150	13.352	18	12:38:15.409	<b>47.721</b>	+0.082	20.308	14.061	13.352
(77) Felix Wischitzki							(66) Valentin Knoedel						
1	12:24:33.719	<b>52.780</b>	+5.319	23.646	15.064	14.070	1	12:24:39.161	<b>56.090</b>	+8.563	25.090	16.412	14.588
2	12:25:23.129	<b>49.410</b>	+1.949	21.368	14.506	13.536	2	12:25:28.763	<b>49.602</b>	+2.075	21.441	14.571	13.590
3	12:26:12.827	<b>49.698</b>	+2.237	21.445	14.353	13.900	3	12:26:17.529	<b>48.766</b>	+1.239	20.773	14.473	13.520
4	12:27:00.917	<b>48.090</b>	+0.629	20.461	14.304	<b>13.325</b>	4	12:27:06.452	<b>48.923</b>	+1.396	20.739	14.614	13.570
5	12:27:49.017	<b>48.100</b>	+0.639	20.686	14.001	13.413	5	12:27:55.297	<b>48.845</b>	+1.318	21.200	14.207	13.438
6	12:28:36.666	<b>47.649</b>	+0.188	20.242	13.930	13.477	6	12:28:45.288	<b>49.991</b>	+2.464	22.328	14.243	13.420
7	12:29:24.432	<b>47.766</b>	+0.305	20.302	14.019	13.445	7	12:29:33.356	<b>48.068</b>	+0.541	20.551	14.090	13.427
8	12:30:12.064	<b>47.632</b>	+0.171	20.269	13.898	13.465	8	12:30:21.222	<b>47.866</b>	+0.339	20.536	14.010	13.320
9	12:31:00.214	<b>48.150</b>	+0.689	20.552	14.202	13.966	9	12:31:08.957	<b>47.735</b>	+0.208	20.409	14.053	<b>13.273</b>
10	12:31:47.675	<b>47.461</b>		20.256	<b>13.875</b>	13.330	10	12:31:56.567	<b>47.610</b>	+0.083	20.337	13.933	13.340
11	12:32:35.313	<b>47.638</b>	+0.177	20.246	14.023	13.369	11	12:32:44.094	<b>47.527</b>		20.349	<b>13.900</b>	13.278
12	12:33:22.814	<b>47.501</b>	+0.040	20.193	13.958	13.350	12	12:33:31.947	<b>47.853</b>	+0.326	20.441	13.968	13.444
13	12:34:10.352	<b>47.538</b>	+0.077	<b>20.180</b>	13.946	13.412	13	12:34:20.126	<b>48.179</b>	+0.652	20.603	13.988	13.588
14	12:34:58.273	<b>47.921</b>	+0.460	20.248	13.967	13.706	14	12:35:08.750	<b>48.624</b>	+1.097	20.607	14.520	13.497
15	12:35:47.185	<b>48.912</b>	+1.451	20.813	14.522	13.577	15	12:35:56.646	<b>47.896</b>	+0.369	20.409	14.061	13.426
16	12:36:35.457	<b>48.272</b>	+0.811	20.849	14.018	13.405	16	12:36:44.585	<b>47.939</b>	+0.412	20.469	14.073	13.397
17	12:37:23.077	<b>47.620</b>	+0.159	20.286	13.956	13.378	17	12:37:32.386	<b>47.801</b>	+0.274	<b>20.335</b>	14.081	13.385
18	12:38:10.705	<b>47.628</b>	+0.167	20.251	13.960	13.417	18	12:38:20.790	<b>48.404</b>	+0.877	20.499	14.107	13.798
(41) Maddox Wirtz							(83) Max Hezel						
1	12:24:32.734	<b>52.019</b>	+4.562	23.368	14.729	13.922	1	12:24:37.876	<b>54.786</b>	+6.835	25.389	15.380	14.017
2	12:25:22.797	<b>50.063</b>	+2.606	21.232	15.361	13.470	2	12:25:27.650	<b>49.774</b>	+1.823	21.212	14.681	13.881
3	12:26:11.341	<b>48.544</b>	+1.087	20.636	14.262	13.646	3	12:26:16.875	<b>49.225</b>	+1.274	20.958	14.473	13.794
4	12:27:00.497	<b>49.156</b>	+1.699	20.801	14.556	13.799	4	12:27:05.657	<b>48.782</b>	+0.831	20.978	14.316	13.488
5	12:27:49.449	<b>48.952</b>	+1.495	21.403	14.214	13.335	5	12:27:54.608	<b>48.951</b>	+1.000	21.127	14.259	13.565
6	12:28:37.057	<b>47.608</b>	+0.151	20.297	14.011	13.300	6	12:28:42.640	<b>48.032</b>	+0.081	20.448	14.161	<b>13.423</b>
7	12:29:24.850	<b>47.793</b>	+0.336	<b>20.151</b>	14.067	13.575	7	12:29:30.591	<b>47.951</b>		20.426	<b>14.038</b>	13.487
8	12:30:12.940	<b>48.090</b>	+0.633	20.303	14.428	13.359	8	12:30:18.570	<b>47.979</b>	+0.028	20.461	14.082	13.436
9	12:31:00.590	<b>47.650</b>	+0.193	20.236	14.134	13.280	9	12:31:06.617	<b>48.047</b>	+0.096	<b>20.397</b>	14.173	13.477
10	12:31:48.090	<b>47.500</b>	+0.043	20.237	13.993	13.270	10	12:31:54.788	<b>48.171</b>	+0.220	20.507	14.094	13.570
11	12:32:35.547	<b>47.457</b>		20.276	<b>13.948</b>	<b>13.233</b>	11	12:32:42.865	<b>48.077</b>	+0.126	20.517	14.121	13.439
12	12:33:23.205	<b>47.658</b>	+0.201	20.357	14.060	13.241	12	12:33:31.039	<b>48.174</b>	+0.223	20.605	14.060	13.509
13	12:34:10.671	<b>47.466</b>	+0.009	20.238	13.961	13.267	13	12:34:20.014	<b>48.975</b>	+1.024	20.489	14.098	14.388
14	12:34:58.460	<b>47.789</b>	+0.332	20.219	14.036	13.534	14	12:35:08.946	<b>48.932</b>	+0.981	20.662	14.752	13.518
15	12:35:47.327	<b>48.867</b>	+1.410	20.712	14.525	13.630							
16	12:36:35.609	<b>48.282</b>	+0.825	20.892	14.055	13.335							
17	12:37:23.344	<b>47.735</b>	+0.278	20.364	14.084	13.287							
18													

## ADAC Kartrennen Mülsen

KZ2

Arena E Mülsen 1,315 Km

Super Heat Group A

26.04.2026 12:15

Race (13:00 and 1 Laps) started at 12:23:39

Lap	Time of Day	Lap Tm	Diff	S1 Tm	S2 Tm	S3 Tm
15	12:35:56.956	<b>48.010</b>	+0.059	20.455	14.095	13.460
16	12:36:44.981	<b>48.025</b>	+0.074	20.426	14.119	13.480
17	12:37:33.418	<b>48.437</b>	+0.486	20.662	14.098	13.677
18	12:38:21.875	<b>48.457</b>	+0.506	20.593	14.217	13.647

(79) Hannes Ehninger

Lap	Time of Day	Lap Tm	Diff	S1 Tm	S2 Tm	S3 Tm
1	12:24:39.210	<b>55.445</b>	+7.230	24.633	16.148	14.664
2	12:25:28.597	<b>49.387</b>	+1.172	21.192	14.475	13.720
3	12:26:17.313	<b>48.716</b>	+0.501	20.778	14.314	13.624
4	12:27:06.212	<b>48.899</b>	+0.684	20.763	14.599	<b>13.537</b>
5	12:27:55.200	<b>48.988</b>	+0.773	21.192	14.236	13.560
6	12:28:43.649	<b>48.449</b>	+0.234	20.669	14.146	13.634
7	12:29:32.075	<b>48.426</b>	+0.211	20.748	14.132	13.546
8	12:30:20.290	<b>48.215</b>		<b>20.501</b>	14.133	13.581
9	12:31:08.620	<b>48.330</b>	+0.115	20.635	14.095	13.600
10	12:31:57.276	<b>48.656</b>	+0.441	20.875	14.109	13.672
11	12:32:45.820	<b>48.544</b>	+0.329	20.822	14.126	13.596
12	12:33:34.294	<b>48.474</b>	+0.259	20.688	14.163	13.623
13	12:34:22.652	<b>48.358</b>	+0.143	20.621	14.138	13.599
14	12:35:11.150	<b>48.498</b>	+0.283	20.749	14.113	13.636
15	12:35:59.784	<b>48.634</b>	+0.419	20.817	14.124	13.693
16	12:36:48.102	<b>48.318</b>	+0.103	20.559	14.147	13.612
17	12:37:36.598	<b>48.496</b>	+0.281	20.562	14.194	13.740
18	12:38:24.937	<b>48.339</b>	+0.124	20.583	<b>14.091</b>	13.665

(24) Noah Kalltenbach

Lap	Time of Day	Lap Tm	Diff	S1 Tm	S2 Tm	S3 Tm
1	12:24:37.354	<b>54.167</b>	+5.796	24.185	15.687	14.295
2	12:25:32.461	<b>55.107</b>	+6.736	21.318	14.808	18.981
3	12:26:22.456	<b>49.995</b>	+1.624	21.446	14.631	13.918
4	12:27:11.334	<b>48.878</b>	+0.507	20.895	14.343	13.640
5	12:28:00.423	<b>49.089</b>	+0.718	21.170	14.266	13.653
6	12:28:49.248	<b>48.825</b>	+0.454	20.874	14.248	13.703
7	12:29:38.189	<b>48.941</b>	+0.570	20.827	14.398	13.716
8	12:30:26.867	<b>48.678</b>	+0.307	20.782	14.191	13.705
9	12:31:15.772	<b>48.905</b>	+0.534	20.803	14.331	13.771
10	12:32:04.346	<b>48.574</b>	+0.203	20.831	<b>14.167</b>	13.576
11	12:32:52.946	<b>48.600</b>	+0.229	<b>20.576</b>	14.365	13.659
12	12:33:41.817	<b>48.871</b>	+0.500	20.921	14.267	13.683
13	12:34:30.441	<b>48.624</b>	+0.253	20.744	14.277	13.603
14	12:35:18.812	<b>48.371</b>		20.590	14.186	13.595
15	12:36:07.370	<b>48.558</b>	+0.187	20.710	14.238	13.610
16	12:36:55.822	<b>48.452</b>	+0.081	20.639	14.233	13.580
17	12:37:44.570	<b>48.748</b>	+0.377	20.818	14.366	<b>13.564</b>
18	12:38:33.328	<b>48.758</b>	+0.387	20.715	14.437	13.606

(84) Ben Keller

Lap	Time of Day	Lap Tm	Diff	S1 Tm	S2 Tm	S3 Tm
1	12:24:36.677	<b>53.801</b>	+5.128	24.005	15.802	13.994
2	12:25:27.047	<b>50.370</b>	+1.697	21.765	14.762	13.843
3	12:26:16.719	<b>49.672</b>	+0.999	21.086	14.593	13.993
4	12:27:06.178	<b>49.459</b>	+0.786	21.054	14.758	13.647
5	12:27:55.177	<b>48.999</b>	+0.326	21.054	14.309	13.636
6	12:28:44.666	<b>49.489</b>	+0.816	21.401	14.353	13.735
7	12:29:33.339	<b>48.673</b>		<b>20.740</b>	14.324	<b>13.609</b>
8	12:30:22.086	<b>48.747</b>	+0.074	20.945	<b>14.178</b>	13.624
9	12:31:11.039	<b>48.953</b>	+0.280	20.879	14.293	13.781
10	12:32:00.245	<b>49.206</b>	+0.533	21.205	14.295	13.706
11	12:32:49.422	<b>49.177</b>	+0.504	21.092	14.314	13.771
12	12:33:38.637	<b>49.215</b>	+0.542	20.949	14.487	13.779
13	12:34:27.875	<b>49.238</b>	+0.565	20.981	14.446	13.811
14	12:35:16.900	<b>49.025</b>	+0.352	20.988	14.231	13.806
15	12:36:06.020	<b>49.120</b>	+0.447	21.252	14.196	13.672
16	12:36:55.104	<b>49.084</b>	+0.411	20.985	14.310	13.789
17	12:37:44.192	<b>49.088</b>	+0.415	20.815	14.361	13.912
18	12:38:33.262	<b>49.070</b>	+0.397	20.938	14.359	13.773

(25) Cemil Bayyati

Lap	Time of Day	Lap Tm	Diff	S1 Tm	S2 Tm	S3 Tm
1	12:24:36.548	<b>54.240</b>	+5.400	23.914	15.602	14.724
2	12:25:26.648	<b>50.100</b>	+1.260	21.451	14.623	14.026
3	12:26:16.196	<b>49.548</b>	+0.708	21.255	14.437	13.856
4	12:27:05.459	<b>49.263</b>	+0.423	21.129	14.336	13.798
5	12:27:54.299	<b>48.840</b>		20.900	<b>14.167</b>	<b>13.773</b>
6	12:28:43.443	<b>49.144</b>	+0.304	<b>20.671</b>	14.661	13.812

(85) Oliver Städtler

Lap	Time of Day	Lap Tm	Diff	S1 Tm	S2 Tm	S3 Tm
1	12:24:31.640	<b>51.604</b>	+3.878	23.224	14.755	13.625
2	12:25:20.584	<b>48.944</b>	+1.218	20.812	14.585	13.547
3	12:26:08.841	<b>48.257</b>	+0.531	20.549	14.281	13.427
4	12:26:56.841	<b>48.000</b>	+0.274	20.368	14.349	<b>13.283</b>
5	12:27:44.567	<b>47.726</b>		<b>20.290</b>	<b>14.078</b>	13.358

(19) Luis Esser

Lap	Time of Day	Lap Tm	Diff	S1 Tm	S2 Tm	S3 Tm
1	12:24:34.769	<b>53.157</b>	+5.895	24.328	15.046	13.783
2	12:25:23.315	<b>48.546</b>	+1.284	20.607	14.425	13.514
3	12:26:11.861	<b>48.546</b>	+1.284	20.468	14.247	13.831
4	12:27:00.571	<b>48.710</b>	+1.448	20.455	14.689	13.566
5	12:27:48.340	<b>47.769</b>	+0.507	20.344	14.038	13.387
6	12:28:36.001	<b>47.661</b>	+0.399	20.217	14.059	13.385
7	12:29:23.429	<b>47.428</b>	+0.166	20.086	14.007	13.335
8	12:30:10.705	<b>47.276</b>	+0.014	<b>20.011</b>	13.977	13.288
9	12:30:58.072	<b>47.367</b>	+0.105	20.056	14.006	13.305
10	12:31:45.489	<b>47.417</b>	+0.155	20.131	13.999	13.287
11	12:32:32.962	<b>47.473</b>	+0.211	20.194	13.984	13.295
12	12:33:20.337	<b>47.375</b>	+0.113	20.121	<b>13.938</b>	13.316
13	12:34:07.599	<b>47.262</b>		20.023	13.963	13.276
14	12:34:54.947	<b>47.348</b>	+0.086	20.039	13.981	13.328
15	12:35:42.340	<b>47.393</b>	+0.131	20.050	14.035	13.308
16	12:36:29.770	<b>47.430</b>	+0.168	20.140	13.995	13.295
17	12:37:17.160	<b>47.390</b>	+0.128	20.093	14.014	13.283
18	12:38:04.674	<b>47.514</b>	+0.252	20.186	14.061	<b>13.267</b>

## ADAC Kartrennen Mülsen

## KZ2 / Super Heat Group B

Track: Arena E Mülsen - 1.315 km

Race Started: 12:48:33

Best Lap by: 6 - Matej Preuss - 47.249

Rank	#	Driver	Nat	Sponsor Competitor	Nat	Driver-License Com-Licence	Equipment	laps	T. Time Diff	Best Lap	Penalty	Points
1	0	58 Marek Skrivan	CZE	TB Racing Team	DEU	26AS0071 38262	Sodi /TM/VEGA	18	14:27.347	47.404		90
2	0	6 Matej Preuss	CZE	Formula K SRP Factory Team	DEU	26AS0210 48701	IPK /TM/VEGA	18	14:27.580 0.233	47.249		80
3	1	32 Kevin Lantinga	NLD	TB Racing Team	DEU	42585 38262	Sodi /TM/VEGA	18	14:29.720 2.373	47.527		72
4	7	9 Simon Billman	SWE	Solgat Motorsport	DEU	87167 66799	Birelart /TM/VEGA	18	14:30.677 3.330	47.471		66
5	0	33 Pavel Vimmer	CZE	TB Racing Team	DEU	26AS0709 38262	KR /TM/VEGA	18	14:32.157 4.810	47.633		60
6	1	76 Matthy Vandebroek	DEU	VDB Kart Racing	DEU	11491 66002	Birelart /TM/VEGA	18	14:32.482 5.135	47.628		54
7	5	4 Kevin Wagner	DEU	TB Racing Team	DEU	11828 38262	Sodi /TM/VEGA	18	14:32.956 5.609	47.469		50
8	1	23 Oskar Steinbach	DEU	Kartshop Ampfing	DEU	10217 49535	Birelart /TM/VEGA	18	14:34.443 7.096	47.619		46
9	12	61 Nico Hantke	DEU	VDB Kart Racing	DEU	11673 66002	Birelart /TM/VEGA	18	14:35.743 8.396	47.663		42
10	-4	51 Albin Stureson	SWE	Bamberger GmbH	DEU	91259 70041	Lenzokart /TM/VEGA	18	14:36.949 9.602	47.368	5 sec	38
11	5	68 Rick Hartmann	DEU	Rick Hartmann	DEU	67247 67247	Henza Kart /TM/VEGA	18	14:37.078 9.731	47.617		34
12	3	90 Maurice Klein	DEU	Dörr Motorsport	DEU	49651 65122	KR /IAME/VEGA	18	14:37.226 9.879	47.638		32
13	10	11 Julian Bub	DEU	Dörr Motorsport	DEU	48217 65122	KR /IAME/VEGA	18	14:41.285 13.938	47.847		30
14	-6	15 Morgan Knudsen	DNK	Kartshop Ampfing	DEU	137956 66030	Birelart /TM/VEGA	18	14:41.732 14.385	47.934		28
15	-1	40 Tim Schott	DEU	TB Racing Team	DEU	50748 38262	Sodi /TM/VEGA	18	14:42.086 14.739	47.486	5 sec	26
16	6	16 Tim Halver	DEU	CRG Deutschland	DEU	58148 52600	CRG /TM/VEGA	18	14:42.487 15.140	47.994		24
17	2	60 Maximilian Eigner	DEU	AMC-Ehingen e.V.	DEU	51935 66521	Mach1 /TM/VEGA	18	14:43.983 16.636	47.803		22
18	2	17 Felix Schmidt	DEU	Mach1 Motorsport	DEU	21993 66429	Mach1 /TM/VEGA	18	14:45.021 17.674	47.957		20
19	-1	10 Viggo Rasmussen	DEU	Kartshop Ampfing	DEU	69185 66030	Birelart /TM/VEGA	18	14:50.293 22.946	47.741	5 sec	18
20	-17	46 Jayden Gushiken	DEU	Formula K SRP Factory Team	DEU	48497 48701	IPK /TM/VEGA	11	9:02.112 7 Laps	47.486	5 sec	17
21	-8	5 Lukas Heim	DEU	ADAC OC Winnenden e.V.	DEU	52611 65216	Mach1 /TM/VEGA	1	55.977 17 Laps	54.033		16
22	-5	50 Khalil Sodah	LTU	Mach1 Motorsport	DEU	2026-ITE/25 66429	Mach1 /TM/VEGA	1	56.891 17 Laps	54.665		15
23	-13	12 Iliyan Yankov	BGR	Formula K SRP Factory Team	DEU	BG-26/E-INT 009 48701	IPK /TM/VEGA	0	1.431 18 Laps			14

## Announcements

#46 +5 sec. time penalty (jump start)

#10,40,51 time penalty 5 sec. (front fairing)

Timekeeper  
M. WagnerRace Director  
C. RÖßIGER

Page 1/1

These results are provisional until the conclusion of any judicial and technical matters!

K-15802/26

Printed: 26.04.2026 / 13:28

**ADAC Kartrennen Mülsen**

**KZ2**

**Arena E Mülsen 1,315 Km**

**Super Heat Group B**

**26.04.2026 12:40**

**Race (13:00 and 1 Laps) started at 12:48:33**

Lap	Time of Day	Lap Tm	Diff	S1 Tm	S2 Tm	S3 Tm	Lap	Time of Day	Lap Tm	Diff	S1 Tm	S2 Tm	S3 Tm							
<b>(58) Marek Skrivan</b>																				
1	12:49:26.141	<b>52.676</b>	+5.272	23.823	15.094	13.759	13	12:59:05.466	<b>47.667</b>	+0.196	20.250	14.126	13.291							
2	12:50:16.765	<b>49.624</b>	+2.220	21.376	14.598	13.650	14	12:59:52.970	<b>47.504</b>	+0.033	20.191	<b>14.044</b>	13.269							
3	12:51:04.367	<b>48.602</b>	+1.198	20.657	14.441	13.504	15	13:00:40.716	<b>47.746</b>	+0.275	20.301	14.172	13.273							
4	12:51:52.646	<b>48.279</b>	+0.875	20.516	14.304	13.459	16	13:01:28.458	<b>47.742</b>	+0.271	20.301	14.078	13.363							
5	12:52:40.761	<b>48.115</b>	+0.711	20.406	14.239	13.470	17	13:02:16.350	<b>47.892</b>	+0.421	20.546	14.055	13.291							
6	12:53:28.686	<b>47.925</b>	+0.521	20.378	14.129	13.418	18	13:03:04.038	<b>47.688</b>	+0.217	20.224	14.179	13.285							
7	12:54:16.610	<b>47.924</b>	+0.520	20.364	14.154	13.406	<b>(33) Pavel Vimmer</b>													
8	12:55:04.403	<b>47.793</b>	+0.389	20.260	14.155	13.378	1	12:49:27.034	<b>52.681</b>	+5.048	23.698	15.235	13.748							
9	12:55:52.121	<b>47.718</b>	+0.314	20.261	14.084	13.373	2	12:50:16.581	<b>49.547</b>	+1.914	21.233	14.714	13.600							
10	12:56:39.633	<b>47.512</b>	+0.108	20.161	14.028	13.323	3	12:51:05.184	<b>48.603</b>	+0.970	20.617	14.482	13.504							
11	12:57:27.272	<b>47.639</b>	+0.235	20.250	14.035	13.354	4	12:51:53.568	<b>48.384</b>	+0.751	20.650	14.359	13.375							
12	12:58:14.943	<b>47.671</b>	+0.267	20.298	14.080	13.293	5	12:52:41.703	<b>48.135</b>	+0.502	20.531	14.215	13.389							
13	12:59:02.400	<b>47.457</b>	+0.053	<b>20.120</b>	14.064	13.273	6	12:53:29.722	<b>48.019</b>	+0.386	20.402	14.225	13.392							
14	12:59:49.965	<b>47.565</b>	+0.161	20.218	14.086	13.261	7	12:54:17.597	<b>47.875</b>	+0.242	20.285	14.216	13.374							
15	13:00:38.078	<b>48.113</b>	+0.709	20.603	14.235	13.275	8	12:55:05.339	<b>47.742</b>	+0.109	<b>20.255</b>	14.179	13.308							
16	13:01:25.482	<b>47.404</b>		20.142	14.006	13.256	9	12:55:53.261	<b>47.922</b>	+0.289	20.292	14.159	13.471							
17	13:02:13.290	<b>47.808</b>	+0.404	20.555	13.995	13.258	10	12:56:41.027	<b>47.766</b>	+0.133	20.290	14.138	13.338							
18	13:03:00.708	<b>47.418</b>	+0.014	20.196	<b>13.968</b>	<b>13.254</b>	11	12:57:28.803	<b>47.776</b>	+0.143	20.277	14.115	13.384							
<b>(6) Matej Preuss</b>																				
1	12:49:26.097	<b>52.736</b>	+5.487	23.874	14.972	13.890	12	12:58:16.551	<b>47.748</b>	+0.115	20.341	14.081	13.326							
2	12:50:16.081	<b>49.984</b>	+2.735	21.625	14.750	13.609	13	12:59:04.184	<b>47.633</b>		20.292	<b>14.043</b>	<b>13.298</b>							
3	12:51:04.857	<b>48.776</b>	+1.527	20.637	14.550	13.589	14	12:59:51.986	<b>47.802</b>	+0.169	20.353	14.107	13.342							
4	12:51:53.189	<b>48.332</b>	+1.083	20.574	14.316	13.442	15	13:00:40.563	<b>48.577</b>	+0.944	21.148	14.063	13.366							
5	12:52:41.240	<b>48.051</b>	+0.802	20.368	14.261	13.422	16	13:01:28.272	<b>47.709</b>	+0.076	20.266	14.091	13.352							
6	12:53:29.118	<b>47.878</b>	+0.629	20.317	14.163	13.398	17	13:02:17.552	<b>49.280</b>	+1.647	20.949	14.763	13.568							
7	12:54:16.941	<b>47.823</b>	+0.574	20.355	14.119	13.349	18	13:03:05.518	<b>47.966</b>	+0.333	20.469	14.122	13.375							
8	12:55:04.697	<b>47.756</b>	+0.507	20.299	14.136	13.321	<b>(76) Matthy Vandebroek</b>													
9	12:55:52.267	<b>47.570</b>	+0.321	20.161	14.129	13.280	1	12:49:28.811	<b>54.225</b>	+6.597	24.670	15.235	14.320							
10	12:56:39.827	<b>47.560</b>	+0.311	20.195	14.077	13.288	2	12:50:18.410	<b>49.599</b>	+1.971	21.097	14.765	13.737							
11	12:57:27.350	<b>47.523</b>	+0.274	20.218	14.053	13.252	3	12:51:07.466	<b>49.056</b>	+1.428	20.727	14.758	13.571							
12	12:58:15.139	<b>47.789</b>	+0.540	20.344	14.132	13.313	4	12:51:55.891	<b>48.425</b>	+0.797	20.523	14.509	13.393							
13	12:59:02.499	<b>47.360</b>	+0.111	20.118	14.016	13.226	5	12:52:44.631	<b>48.740</b>	+1.112	20.891	14.389	13.460							
14	12:59:50.118	<b>47.619</b>	+0.370	20.269	14.133	13.217	6	12:53:32.556	<b>47.925</b>	+0.297	20.302	14.200	13.423							
15	13:00:38.216	<b>48.098</b>	+0.849	20.518	14.337	13.243	7	12:54:20.319	<b>47.763</b>	+0.135	20.269	14.129	13.365							
16	13:01:25.608	<b>47.392</b>	+0.143	20.161	14.049	<b>13.182</b>	8	12:55:08.577	<b>48.258</b>	+0.630	20.660	14.163	13.435							
17	13:02:13.692	<b>48.084</b>	+0.835	20.678	14.086	13.320	9	12:55:56.294	<b>47.717</b>	+0.089	20.237	14.102	13.378							
18	13:03:00.941	<b>47.249</b>		<b>20.017</b>	<b>13.998</b>	13.234	10	12:56:43.951	<b>47.657</b>	+0.029	<b>20.226</b>	14.036	13.395							
<b>(32) Kevin Lantinga</b>																				
1	12:49:27.134	<b>52.835</b>	+5.308	24.049	15.123	13.663	11	12:57:31.895	<b>47.944</b>	+0.316	20.470	14.051	13.423							
2	12:50:17.090	<b>49.956</b>	+2.429	21.657	14.757	13.542	12	12:58:19.632	<b>47.737</b>	+0.109	20.320	14.096	13.321							
3	12:51:06.289	<b>49.199</b>	+1.672	21.175	14.593	13.431	13	12:59:07.316	<b>47.684</b>	+0.056	20.307	14.020	13.357							
4	12:51:54.588	<b>48.299</b>	+0.772	20.443	14.506	13.350	14	12:59:54.944	<b>47.628</b>		20.243	14.040	13.345							
5	12:52:42.832	<b>48.244</b>	+0.717	20.529	14.303	13.412	15	13:00:42.732	<b>47.788</b>	+0.160	20.420	<b>13.981</b>	13.387							
6	12:53:30.771	<b>47.939</b>	+0.412	20.329	14.210	13.400	16	13:01:30.405	<b>47.673</b>	+0.045	20.295	14.016	13.362							
7	12:54:18.480	<b>47.709</b>	+0.182	20.208	14.163	13.338	17	13:02:18.108	<b>47.703</b>	+0.075	20.253	14.075	13.375							
8	12:55:06.230	<b>47.750</b>	+0.223	<b>20.164</b>	14.247	13.339	18	13:03:05.843	<b>47.735</b>	+0.107	20.230	14.186	<b>13.319</b>							
9	12:55:53.932	<b>47.702</b>	+0.175	20.220	14.145	13.337	<b>(4) Kevin Wagner</b>													
10	12:56:41.488	<b>47.556</b>	+0.029	20.171	14.084	13.301	1	12:49:29.040	<b>53.941</b>	+6.472	24.853	15.224	13.864							
11	12:57:29.128	<b>47.640</b>	+0.113	20.247	14.078	13.315	2	12:50:19.196	<b>50.156</b>	+2.687	21.922	14.648	13.586							
12	12:58:16.745	<b>47.617</b>	+0.090	20.283	14.089	13.245	3	12:51:07.736	<b>48.540</b>	+1.071	20.611	14.444	13.485							
13	12:59:04.428	<b>47.683</b>	+0.156	20.298	14.088	13.297	4	12:51:56.110	<b>48.374</b>	+0.905	20.542	14.386	13.446							
14	12:59:52.107	<b>47.679</b>	+0.152	20.249	14.135	13.295	5	12:52:44.993	<b>48.883</b>	+1.414	20.995	14.414	13.474							
15	13:00:39.840	<b>47.733</b>	+0.206	20.406	14.006	13.321	6	12:53:33.027	<b>48.034</b>	+0.565	20.391	14.243	13.400							
16	13:01:27.438	<b>47.598</b>	+0.071	20.253	<b>14.005</b>	13.340	7	12:54:20.822	<b>47.795</b>	+0.326	20.315	14.118	13.362							
17	13:02:14.965	<b>47.527</b>		20.263	14.021	<b>13.243</b>	8	12:55:09.576	<b>48.754</b>	+1.285	20.418	14.255	14.081							
18	13:03:03.081	<b>48.116</b>	+0.589	20.380	14.187	13.549	9	12:55:57.471	<b>47.895</b>	+0.426	20.355	14.149	13.391							
<b>(9) Simon Billman</b>																				
1	12:49:28.544	<b>53.150</b>	+5.679	24.053	15.175	13.922	10	12:56:45.231	<b>47.760</b>	+0.291	20.367	14.065	13.328							
2	12:50:17.977	<b>49.433</b>	+1.962	20.972	14.862	13.599	11	12:57:32.897	<b>47.666</b>	+0.197	20.256	14.084	13.326							
3	12:51:06.889	<b>48.912</b>	+1.441	20.801	14.682	13.429	12	12:58:20.509	<b>47.612</b>	+0.143	20.257	14.047	13.308							
4	12:51:55.198	<b>48.309</b>	+0.838	20.607	14.335	13.367	13	12:59:08.098	<b>47.589</b>	+0.120	<b>20.185</b>	14.040	13.364							
5	12:52:43.467	<b>48.269</b>	+0.798	20.636	14.289	13.344	14	12:59:55.567	<b>47.469</b>		20.202	<b>14.008</b>	<b>13.259</b>							
6	12:53:31.760	<b>48.293</b>	+0.822	20.584	14.388	13.321	15	13:00:43.171	<b>47.604</b>	+0.135	20.255	14.062	13.287							
7	12:54:19.462	<b>47.702</b>	+0.231	20.213	14.207	13.282	16	13:01:30.725	<b>47.554</b>	+0.085	20.215	14.077	13.262							
8	12:55:07.278	<b>47.816</b>	+0.345	20.340	14.171	13.305	17	13:02:18.409	<b>47.684</b>	+0.215	20.309	14.094	13.281							
9	12:55:54.960	<b>47.682</b>	+0.211	20.257	14.105	13.320	18	13:03:06.317	<b>47.908</b>	+0.439	20.226	14.192	13.490							
10	12:56:42.431	<b>47.471</b>		20.201	14.070	<b>13.200</b>	<b>(23) Oskar Steinbach</b>													
11	12:57:30.212	<b>47.781</b>	+0.310	20.368	14.076	13.337	1	12:49:27.725	<b>52.963</b>	+5.344	23.975	15.157	13.831							
12	12:58:17.799	<b>47.587</b>	+0.116	<b>20.177</b>	14.114	13.296	2	12:50:17.629	<b>49.904</b>	+2.285	21.318	14.904	13.682							
							3	12:51:06.736	<b>49.107</b>	+1.488	20.917	14.661	13.529							
							4	12:51:55.505	<b>48.769</b>	+1.150	20.879	14.441	13.449							
							5	12:52:43.732	<b>48.227</b>	+0.608	20.533	14.303	13.391							
							6	12:53:32.217	<b>48.485</b>	+0.866	20.498	14.596	13.391							



## ADAC Kartrennen Mülsen

KZ2

Arena E Mülsen 1,315 Km

Super Heat Group B

26.04.2026 12:40

Race (13:00 and 1 Laps) started at 12:48:33

Lap	Time of Day	Lap Tm	Diff	S1 Tm	S2 Tm	S3 Tm	Lap	Time of Day	Lap Tm	Diff	S1 Tm	S2 Tm	S3 Tm
7	12:54:20.115	47.898	+0.279	20.301	14.203	13.394	1	12:49:29.601	54.084	+6.446	24.720	15.458	13.906
8	12:55:08.894	48.779	+1.160	20.936	14.300	13.543	2	12:50:19.523	49.922	+2.284	21.482	14.834	13.606
9	12:55:56.706	47.812	+0.193	20.288	14.089	13.435	3	12:51:08.237	48.714	+1.076	20.725	14.408	13.581
10	12:56:44.562	47.856	+0.237	20.301	14.081	13.474	4	12:51:57.440	49.203	+1.565	21.390	14.411	13.402
11	12:57:32.320	47.758	+0.139	20.316	14.061	13.381	5	12:52:46.435	48.995	+1.357	20.654	14.328	14.013
12	12:58:20.003	47.683	+0.064	20.239	14.069	13.375	6	12:53:34.752	48.317	+0.679	20.537	14.360	13.420
13	12:59:07.622	47.619		20.251	14.040	13.328	7	12:54:23.480	48.728	+1.090	20.999	14.393	13.336
14	12:59:55.277	47.655	+0.036	20.221	14.013	13.421	8	12:55:11.813	48.333	+0.695	20.512	14.405	13.416
15	13:00:42.952	47.675	+0.056	20.279	14.046	13.350	9	12:55:59.712	47.899	+0.261	20.443	14.086	13.370
16	13:01:30.597	47.645	+0.026	20.265	14.066	13.314	10	12:56:47.676	47.964	+0.326	20.403	14.127	13.434
17	13:02:18.264	47.667	+0.048	20.239	14.103	13.325	11	12:57:35.651	47.975	+0.337	20.455	14.143	13.377
18	13:03:07.804	49.540	+1.921	20.221	14.191	15.128	12	12:58:23.423	47.772	+0.134	20.377	14.045	13.350
							13	12:59:11.163	47.740	+0.102	20.413	14.033	13.294
(61) Nico Hantke							14	12:59:58.981	47.818	+0.180	20.446	14.032	13.340
1	12:49:30.303	54.275	+6.612	24.522	15.848	13.905	15	13:00:46.652	47.671	+0.033	20.344	14.006	13.321
2	12:50:20.301	49.998	+2.335	21.036	15.358	13.604	16	13:01:34.290	47.638		20.288	14.012	13.338
3	12:51:08.876	48.575	+0.912	20.618	14.467	13.490	17	13:02:22.600	48.310	+0.672	20.384	14.502	13.424
4	12:51:57.672	48.796	+1.133	20.833	14.565	13.398	18	13:03:10.587	47.987	+0.349	20.430	14.193	13.364
5	12:52:46.241	48.569	+0.906	20.525	14.378	13.666							
6	12:53:34.429	48.188	+0.525	20.446	14.316	13.426	(11) Julian Bub						
7	12:54:22.705	48.276	+0.613	20.613	14.223	13.440	1	12:49:31.728	54.718	+6.871	25.486	15.357	13.875
8	12:55:10.662	47.957	+0.294	20.371	14.114	13.472	2	12:50:22.119	50.391	+2.544	21.064	15.569	13.758
9	12:55:58.426	47.764	+0.101	20.320	14.065	13.379	3	12:51:11.099	48.980	+1.133	20.906	14.545	13.529
10	12:56:46.234	47.808	+0.145	20.337	14.061	13.410	4	12:51:59.484	48.385	+0.538	20.602	14.304	13.479
11	12:57:33.999	47.765	+0.102	20.344	14.060	13.361	5	12:52:48.384	48.900	+1.053	20.620	14.251	14.029
12	12:58:21.792	47.793	+0.130	20.295	14.072	13.426	6	12:53:36.940	48.556	+0.709	20.641	14.309	13.606
13	12:59:09.689	47.897	+0.234	20.462	14.035	13.400	7	12:54:25.569	48.629	+0.782	20.726	14.318	13.585
14	12:59:57.360	47.671	+0.008	20.191	14.045	13.435	8	12:55:13.921	48.352	+0.505	20.549	14.260	13.543
15	13:00:45.125	47.765	+0.102	20.341	13.989	13.435	9	12:56:01.934	48.013	+0.166	20.471	14.129	13.413
16	13:01:33.580	48.455	+0.792	20.173	14.042	14.240	10	12:56:50.344	48.410	+0.563	20.608	14.294	13.508
17	13:02:21.441	47.861	+0.198	20.367	14.098	13.396	11	12:57:38.295	47.951	+0.104	20.348	14.149	13.454
18	13:03:09.104	47.663		20.234	14.031	13.398	12	12:58:26.340	48.045	+0.198	20.476	14.138	13.431
							13	12:59:14.724	48.384	+0.537	20.417	14.265	13.702
(51) Albin Stureson							14	13:00:02.812	48.088	+0.241	20.505	14.153	13.430
1	12:49:27.358	52.961	+5.593	24.081	15.166	13.714	15	13:00:50.786	47.974	+0.127	20.445	14.106	13.423
2	12:50:17.293	49.935	+2.567	21.511	14.844	13.580	16	13:01:38.652	47.866	+0.019	20.392	14.071	13.403
3	12:51:06.445	49.152	+1.784	21.108	14.602	13.442	17	13:02:26.799	48.147	+0.300	20.498	14.178	13.471
4	12:51:54.785	48.340	+0.972	20.479	14.454	13.407	18	13:03:14.646	47.847		20.377	14.072	13.398
5	12:52:43.259	48.474	+1.106	20.627	14.517	13.330							
6	12:53:31.401	48.142	+0.774	20.488	14.187	13.467	(15) Morgan Knudsen						
7	12:54:19.281	47.880	+0.512	20.318	14.187	13.375	1	12:49:27.968	53.418	+5.484	24.392	15.238	13.788
8	12:55:07.061	47.780	+0.412	20.297	14.074	13.409	2	12:50:17.922	49.954	+2.020	21.189	15.015	13.750
9	12:55:54.689	47.628	+0.260	20.238	14.089	13.301	3	12:51:07.174	49.252	+1.318	21.025	14.748	13.479
10	12:56:42.303	47.614	+0.246	20.279	14.003	13.332	4	12:51:55.816	48.642	+0.708	20.640	14.454	13.548
11	12:57:30.763	48.460	+1.092	20.965	14.157	13.338	5	12:52:45.282	49.466	+1.532	21.156	14.809	13.501
12	12:58:18.504	47.741	+0.373	20.348	14.059	13.334	6	12:53:33.524	48.242	+0.308	20.430	14.368	13.444
13	12:59:06.177	47.673	+0.305	20.250	14.053	13.370	7	12:54:24.651	51.127	+3.193	22.205	15.251	13.671
14	12:59:53.794	47.617	+0.249	20.243	14.010	13.364	8	12:55:13.189	48.538	+0.604	20.635	14.281	13.622
15	13:00:41.277	47.483	+0.115	20.177	14.039	13.267	9	12:56:01.503	48.314	+0.380	20.506	14.322	13.486
16	13:01:28.645	47.368		20.151	13.995	13.222	10	12:56:49.753	48.250	+0.316	20.519	14.295	13.436
17	13:02:17.472	48.827	+1.459	20.646	14.572	13.609	11	12:57:37.920	48.167	+0.233	20.425	14.190	13.552
18	13:03:05.310	47.838	+0.470	20.316	14.161	13.361	12	12:58:26.158	48.238	+0.304	20.552	14.250	13.436
							13	12:59:15.080	48.922	+0.988	20.455	14.292	14.175
(68) Rick Hartmann							14	13:00:03.282	48.202	+0.268	20.590	14.211	13.401
1	12:49:29.826	54.381	+6.764	24.916	15.549	13.916	15	13:00:51.265	47.983	+0.049	20.415	14.179	13.389
2	12:50:19.762	49.936	+2.319	21.395	14.890	13.651	16	13:01:39.209	47.944	+0.010	20.355	14.181	13.408
3	12:51:08.298	48.536	+0.919	20.653	14.463	13.420	17	13:02:27.143	47.934		20.315	14.203	13.416
4	12:51:57.186	48.888	+1.271	21.054	14.392	13.442	18	13:03:15.093	47.950	+0.016	20.334	14.217	13.399
5	12:52:45.373	48.187	+0.570	20.453	14.320	13.414							
6	12:53:33.685	48.312	+0.695	20.527	14.303	13.482	(40) Tim Schott						
7	12:54:23.309	49.624	+2.007	21.688	14.618	13.318	1	12:49:31.201	55.715	+8.229	26.152	15.636	13.927
8	12:55:11.637	48.328	+0.711	20.428	14.519	13.381	2	12:50:21.677	50.476	+2.990	21.042	15.596	13.838
9	12:55:59.452	47.815	+0.198	20.356	14.143	13.316	3	12:51:10.155	48.478	+0.992	20.539	14.407	13.532
10	12:56:47.310	47.858	+0.241	20.368	14.146	13.344	4	12:51:58.666	48.511	+1.025	20.684	14.328	13.499
11	12:57:35.250	47.940	+0.323	20.389	14.213	13.338	5	12:52:46.639	47.973	+0.487	20.379	14.202	13.392
12	12:58:22.867	47.617		20.283	14.052	13.282	6	12:53:34.809	48.170	+0.684	20.442	14.396	13.332
13	12:59:10.624	47.757	+0.140	20.326	14.098	13.333	7	12:54:23.074	48.265	+0.779	20.612	14.299	13.354
14	12:59:58.334	47.710	+0.093	20.313	14.073	13.324	8	12:55:11.491	48.417	+0.931	20.607	14.408	13.402
15	13:00:46.019	47.685	+0.068	20.285	14.043	13.357	9	12:55:59.323	47.832	+0.346	20.262	14.138	13.432
16	13:01:33.679	47.660	+0.043	20.210	14.051	13.399	10	12:56:47.158	47.835	+0.349	20.223	14.113	13.499
17	13:02:22.317	48.638	+1.021	20.593	14.640	13.405	11	12:57:34.843	47.685	+0.199	20.247	14.120	13.318
18	13:03:10.439	48.122	+0.505	20.392	14.230	13.500	12	12:58:22.691	47.848	+0.362	20.229	14.230	13.389
							13	12:59:10.322	47.631	+0.145	20.210	14.077	13.344
(90) Maurice Klein							14	12:59:57.808	47.486		20.144	14.056	13.286

Orbits

# ADAC Kartrennen Mülsen

KZ2

Arena E Mülsen 1,315 Km

Super Heat Group B

26.04.2026 12:40

Race (13:00 and 1 Laps) started at 12:48:33

Lap	Time of Day	Lap Tm	Diff	S1 Tm	S2 Tm	S3 Tm
15	13:00:45.339	<b>47.531</b>	+0.045	<b>20.094</b>	14.135	13.302
16	13:01:33.508	<b>48.169</b>	+0.683	20.135	14.157	13.877
17	13:02:22.431	<b>48.923</b>	+1.437	20.682	14.892	13.349
18	13:03:10.447	<b>48.016</b>	+0.530	20.410	14.232	13.374

(16) Tim Halver

1	12:49:31.134	<b>55.044</b>	+7.050	25.152	15.766	14.126
2	12:50:21.906	<b>50.772</b>	+2.778	21.541	15.397	13.834
3	12:51:11.397	<b>49.491</b>	+1.497	21.277	14.601	13.613
4	12:52:00.541	<b>49.144</b>	+1.150	20.935	14.540	13.669
5	12:52:49.101	<b>48.560</b>	+0.566	20.585	14.397	13.578
6	12:53:37.804	<b>48.703</b>	+0.709	20.527	14.620	13.556
7	12:54:26.254	<b>48.450</b>	+0.456	20.652	14.362	13.436
8	12:55:14.519	<b>48.265</b>	+0.271	20.697	14.175	13.393
9	12:56:02.662	<b>48.143</b>	+0.149	20.606	14.171	13.366
10	12:56:50.716	<b>48.054</b>	+0.060	20.514	14.137	13.403
11	12:57:38.737	<b>48.021</b>	+0.027	20.486	<b>14.123</b>	13.412
12	12:58:26.831	<b>48.094</b>	+0.100	20.526	14.179	13.389
13	12:59:15.033	<b>48.202</b>	+0.208	<b>20.356</b>	14.272	13.574
14	13:00:03.430	<b>48.397</b>	+0.403	20.851	14.228	13.318
15	13:00:51.424	<b>47.994</b>		20.483	14.215	<b>13.296</b>
16	13:01:39.575	<b>48.151</b>	+0.157	20.505	14.254	13.392
17	13:02:27.671	<b>48.096</b>	+0.102	20.408	14.138	13.550
18	13:03:15.848	<b>48.177</b>	+0.183	20.483	14.141	13.553

(60) Maximilian Eigner

1	12:49:33.323	<b>57.506</b>	+9.703	25.615	17.568	14.323
2	12:50:23.230	<b>49.907</b>	+2.104	21.241	14.887	13.779
3	12:51:12.235	<b>49.005</b>	+1.202	20.794	14.554	13.657
4	12:52:00.970	<b>48.735</b>	+0.932	20.798	14.451	13.486
5	12:52:49.648	<b>48.678</b>	+0.875	20.766	14.368	13.544
6	12:53:39.230	<b>49.582</b>	+1.779	20.516	15.520	13.546
7	12:54:27.757	<b>48.527</b>	+0.724	20.599	14.422	13.506
8	12:55:16.182	<b>48.425</b>	+0.622	20.513	14.294	13.618
9	12:56:04.392	<b>48.210</b>	+0.407	20.438	14.207	13.565
10	12:56:52.963	<b>48.571</b>	+0.768	20.492	14.588	13.491
11	12:57:41.048	<b>48.085</b>	+0.282	20.433	14.153	13.499
12	12:58:29.091	<b>48.043</b>	+0.240	<b>20.360</b>	14.147	13.536
13	12:59:17.610	<b>48.519</b>	+0.716	20.874	14.133	13.512
14	13:00:05.617	<b>48.007</b>	+0.204	20.463	14.132	13.412
15	13:00:53.463	<b>47.846</b>	+0.043	20.363	14.104	13.379
16	13:01:41.266	<b>47.803</b>		20.397	14.047	<b>13.359</b>
17	13:02:29.458	<b>48.192</b>	+0.389	20.408	<b>14.034</b>	13.750
18	13:03:17.344	<b>47.886</b>	+0.083	20.377	14.063	13.446

(17) Felix Schmidt

1	12:49:33.542	<b>56.591</b>	+8.634	25.480	16.772	14.339
2	12:50:23.522	<b>49.980</b>	+2.023	21.238	14.998	13.744
3	12:51:12.826	<b>49.304</b>	+1.347	20.862	14.764	13.678
4	12:52:01.575	<b>48.749</b>	+0.792	20.840	14.398	13.511
5	12:52:50.114	<b>48.539</b>	+0.582	20.648	14.343	13.548
6	12:53:39.024	<b>48.910</b>	+0.953	20.622	14.777	13.511
7	12:54:27.395	<b>48.371</b>	+0.414	20.538	14.367	13.466
8	12:55:15.902	<b>48.507</b>	+0.550	20.671	14.331	13.505
9	12:56:04.138	<b>48.236</b>	+0.279	20.523	14.218	13.495
10	12:56:53.348	<b>49.210</b>	+1.253	20.646	15.064	13.500
11	12:57:41.421	<b>48.073</b>	+0.116	20.442	14.229	13.402
12	12:58:29.531	<b>48.110</b>	+0.153	20.479	14.226	13.405
13	12:59:18.027	<b>48.496</b>	+0.539	20.889	14.189	13.418
14	13:00:05.984	<b>47.957</b>		20.513	<b>14.073</b>	<b>13.371</b>
15	13:00:54.194	<b>48.210</b>	+0.253	20.477	14.229	13.504
16	13:01:42.189	<b>47.995</b>	+0.038	<b>20.396</b>	14.186	13.413
17	13:02:30.377	<b>48.188</b>	+0.231	20.581	14.168	13.439
18	13:03:18.382	<b>48.005</b>	+0.048	20.422	14.136	13.447

(10) Viggo Rasmussen

1	12:49:30.738	<b>54.769</b>	+7.028	25.005	15.724	14.040
2	12:50:22.057	<b>51.319</b>	+3.578	21.319	16.170	13.830
3	12:51:11.566	<b>49.509</b>	+1.768	21.404	14.527	13.578
4	12:52:00.806	<b>49.240</b>	+1.499	21.246	14.311	13.683
5	12:52:49.285	<b>48.479</b>	+0.738	20.532	14.367	13.580
6	12:53:38.599	<b>49.314</b>	+1.573	20.687	14.976	13.651
7	12:54:27.173	<b>48.574</b>	+0.833	20.609	14.330	13.635
8	12:55:15.568	<b>48.395</b>	+0.654	20.623	14.192	13.580

Lap	Time of Day	Lap Tm	Diff	S1 Tm	S2 Tm	S3 Tm
9	12:56:03.926	<b>48.358</b>	+0.617	20.511	14.314	13.533
10	12:56:52.326	<b>48.400</b>	+0.659	20.552	14.191	13.657
11	12:57:40.540	<b>48.214</b>	+0.473	20.432	14.201	13.581
12	12:58:28.954	<b>48.414</b>	+0.673	20.542	14.227	13.645
13	12:59:18.751	<b>49.797</b>	+2.056	21.734	14.125	13.938
14	13:00:06.902	<b>48.151</b>	+0.410	20.415	14.254	13.482
15	13:00:54.793	<b>47.891</b>	+0.150	20.414	14.067	13.410
16	13:01:42.931	<b>48.138</b>	+0.397	20.648	14.065	13.425
17	13:02:30.672	<b>47.741</b>		20.368	<b>13.975</b>	<b>13.398</b>
18	13:03:18.654	<b>47.982</b>	+0.241	<b>20.360</b>	14.167	13.455

(46) Jayden Gushiken

1	12:49:26.903	<b>52.841</b>	+5.355	23.900	15.096	13.845
2	12:50:16.783	<b>49.880</b>	+2.394	21.299	14.933	13.648
3	12:51:06.045	<b>49.262</b>	+1.776	21.284	14.398	13.580
4	12:51:54.446	<b>48.401</b>	+0.915	20.561	14.406	13.434
5	12:52:43.191	<b>48.745</b>	+1.259	20.908	14.382	13.455
6	12:53:31.925	<b>48.734</b>	+1.248	20.746	14.706	13.282
7	12:54:19.750	<b>47.825</b>	+0.339	20.337	14.179	13.309
8	12:55:07.685	<b>47.935</b>	+0.449	20.424	14.145	13.366
9	12:55:55.249	<b>47.564</b>	+0.078	20.221	14.109	13.234
10	12:56:42.735	<b>47.486</b>		<b>20.153</b>	14.130	<b>13.203</b>
11	12:57:30.473	<b>47.738</b>	+0.252	20.341	<b>14.076</b>	13.321

(5) Lukas Heim

1	12:49:29.338	<b>54.033</b>		24.796	<b>15.380</b>	<b>13.857</b>
---	--------------	---------------	--	--------	---------------	---------------

(50) Khalil Sodah

1	12:49:30.252	<b>54.665</b>		24.890	<b>15.757</b>	<b>14.018</b>
---	--------------	---------------	--	--------	---------------	---------------

## AKM Round 1

KZ2

Mülser (GER)

## Final Intermediate Classification

Pos.	No.	Firstname	Lastname	Nat.		Nat.		Sponsor	QP	Total PTS	B C	A C	A B	S H A	S H B
				Dri	Entrant	Ent	Make								
1	88	Daniel	Stell	DEU	Kartshop Ampfing	DEU	Birelart /TM/VEGA		2	190	50	--	50	90	--
2	58	Marek	Skrivan	CZE	TB Racing Team	DEU	Sodi /TM/VEGA		9	184	44	50	--	--	90
3	6	Matej	Preuss	CZE	Formula K SRP Factory Team	DEU	IPK /TM/VEGA		3	162	41	41	--	--	80
4	7	Emanuel	Mai	DEU	Solgat Motorsport	DEU	Birelart /TM/VEGA		6	154	36	38	--	80	--
5	32	Kevin	Lantinga	NLD	TB Racing Team	DEU	Sodi /TM/VEGA		13	138	--	36	30	--	72
6	14	Eric	Wess	DEU	Christian Wess	DEU	Birelart /TM/VEGA		11	136	38	--	32	66	--
7	33	Pavel	Vimmer	CZE	TB Racing Team	DEU	KR /TM/VEGA		10	121	--	27	34	--	60
8	67	Jannik	Julius Bernhart	DEU	Jannik Julius Bernhart	DEU	Lenzokart /TM/VEGA		14	110	34	--	26	50	--
9	9	Simon	Billman	SWE	Solgat Motorsport	DEU	Birelart /TM/VEGA		7	109	--	7	36	--	66
10	76	Matthy	Vandebroek	DEU	VDB Kart Racing	DEU	Birelart /TM/VEGA		21	109	27	28	--	--	54
11	43	Niko	Bognar	DEU	Formula K SRP Factory Team	DEU	IPK /TM Kart/VEGA		15	108	30	24	--	54	--
12	22	Carl	Luthardt	DEU	Kartshop Ampfing	DEU	Birelart /TM/VEGA		46	106	--	14	20	72	--
13	85	Oliver	Städtler	DEU	Formula K SRP Factory Team	DEU	IPK /TM/VEGA		1	105	--	44	44	17	--
14	41	Maddox	Wirtz	DEU	VDB Kart Racing	DEU	Birelart /TM/VEGA		17	98	26	--	38	34	--
15	51	Albin	Stureson	SWE	Bamberger GmbH	DEU	Lenzokart /TM/VEGA		16	96	--	34	24	--	38
16	77	Felix	Wischlitzki	DEU	RS-Motorsport	DEU	CRG /TM/VEGA		22	95	--	30	27	38	--
17	64	Marc	Gerstenkorn	CHE	Mach1 Motorsport	DEU	Mach1 /TM/VEGA		4	94	--	6	28	60	--
18	23	Oskar	Steinbach	DEU	Kartshop Ampfing	DEU	Birelart /TM/VEGA		20	92	28	--	18	--	46
19	46	Jayden	Gushiken	DEU	Formula K SRP Factory Team	DEU	IPK /TM/VEGA		5	90	32	--	41	--	17
20	4	Kevin	Wagner	DEU	TB Racing Team	DEU	Sodi /TM/VEGA		33	90	20	20	--	--	50
21	34	Marcel	Ernst	DEU	Dörr Motorsport	DEU	KR /IAME/VEGA		19	87	--	22	23	42	--
22	27	Dino	Carlsson	SWE	Solgat Motorsport	DEU	Birelart /TM/VEGA		36	86	21	19	--	46	--
23	15	Morgan	Knudsen	DNK	Kartshop Ampfing	DEU	Birelart /TM/VEGA		18	79	25	26	--	--	28
24	61	Nico	Hantke	DEU	VDB Kart Racing	DEU	Birelart /TM/VEGA		8	66	8	--	16	--	42
25	68	Rick	Hartmann	DEU	Rick Hartmann	DEU	Henza Kart /TM/VEGA		29	66	10	--	22	--	34
26	13	Alexander	Richter	DEU	Alexander Richter	DEU	DR /Modena/VEGA		24	65	24	25	--	16	--
27	90	Maurice	Klein	DEU	Dörr Motorsport	DEU	KR /IAME/VEGA		32	65	22	--	11	--	32
28	35	Moritz	Schwing	DEU	Mach1 Motorsport	DEU	Mach1 /TM/VEGA		30	63	18	13	--	32	--
29	80	Jannik	Remmert	DEU	VDB Kart Racing	DEU	Birelart /TM/VEGA		25	61	--	21	25	15	--
30	12	Iliyan	Yankov	BGR	Formula K SRP Factory Team	DEU	IPK /TM/VEGA		27	60	23	23	--	--	14
31	40	Tim	Schott	DEU	TB Racing Team	DEU	Sodi /TM/VEGA		28	60	--	15	19	--	26
32	78	Paul	Doktor	DEU	CRG Deutschland	DEU	CRG /TM/VEGA		38	59	19	--	10	30	--
33	83	Max	Hezel	DEU	CV Performance Group X JP Motorsport	DEU	KR /IAME/VEGA		39	59	17	16	--	26	--
34	66	Valentin	Knoedel	DEU	Formula K SRP Factory Team	DEU	IPK /TM/VEGA		26	55	13	--	14	28	--
35	5	Lukas	Heim	DEU	ADAC OC Winnenden e.V.	DEU	Mach1 /TM/VEGA		37	55	--	18	21	--	16
36	19	Luis	Esser	DEU	Mach1 Motorsport	DEU	Mach1 /TM/VEGA		12	50	9	32	--	9	--
<b>Not qualified for Final from position 37</b>															
37	79	Hannes	Ehninger	DEU	AMC-Ehingen e.V.	DEU	Mach1 /TM/VEGA		45	49	15	10	--	24	--
38	60	Maximilian	Eigner	DEU	AMC-Ehingen e.V.	DEU	Mach1 /TM/VEGA		43	48	--	11	15	--	22
39	10	Viggo	Rasmussen	DEU	Kartshop Ampfing	DEU	Birelart /TM/VEGA		41	46	16	--	12	--	18
40	17	Felix	Schmidt	DEU	Mach1 Motorsport	DEU	Mach1 /TM/VEGA		35	45	12	--	13	--	20
41	50	Khalil	Sodah	LTU	Mach1 Motorsport	DEU	Mach1 /TM/VEGA		34	44	--	12	17	--	15
42	25	Cemil	Bayyati	DEU	Bamberger GmbH	DEU	Lenzokart /TM/VEGA		31	43	--	17	8	18	--
43	84	Ben	Keller	DEU	CV Performance Group X JP Motorsport	DEU	KR /IAME/VEGA		42	43	14	9	--	20	--
44	11	Julian	Bub	DEU	Dörr Motorsport	DEU	KR /IAME/VEGA		23	42	7	--	5	--	30
45	16	Tim	Halver	DEU	CRG Deutschland	DEU	CRG /TM/VEGA		40	41	--	8	9	--	24

Announcements: These results are provisional until the conclusion of any judicial and technical matters

Race Director Camillo RÖßIGER:



Timekeeping Meik Wagner:



Printed: 26.04.2026 13:31

Posted at: h

**AKM Round 1**

**KZ2**

**Mülsen (GER)**

**Ranking after Heats**

Pos. No.	Firstname	Lastname	Nat.		Nat.			Total								
			Dri	Entrant	Ent	Make	Sponsor	QP	PTS	B-C	A-C	A-B	SHA	SHB		
46 <b>24</b>	Noah	<b>Kaltenbach</b>	DEU	Solgat Motorsport	DEU	Birelart /TM/VEGA				44	<b>38</b>	11	-	5	22	-

**Announcements:**

----- These results are provisional until the conclusion of any judicial and technical matters -----

Race Director Camillo RÖßIGER:



Timekeeping Meik Wagner:



Printed: 26.04.2026 13:31

Posted at: h

**AKM Round 1**  
**Class:** KZ2  
**Date/Time:** 26.04.2026 16:10

**Track:** Mülsen (GER)  
**Heat:** Final  
**Laps:** 15 minutes + 1 lap

**Edition 1**

Lukas Heim	<b>5</b>	Mach1 /TM/VEGA	<b>18</b>	Luis Esser	<b>19</b>	Mach1 /TM/VEGA
	35				36	
Max Hezel	<b>83</b>	KR /IAME/VEGA	<b>17</b>	Valentin Knoedel	<b>66</b>	IPK /TM/VEGA
	33				34	
Tim Schott	<b>40</b>	Sodi /TM/VEGA	<b>16</b>	Paul Doktor	<b>78</b>	CRG /TM/VEGA
	31				32	
Jannik Remmert	<b>80</b>	Birelart /TM/VEGA	<b>15</b>	Iliyan Yankov	<b>12</b>	IPK /TM/VEGA
	29				30	
Maurice Klein	<b>90</b>	KR /IAME/VEGA	<b>14</b>	Moritz Schwing	<b>35</b>	Mach1 /TM/VEGA
	27				28	
Rick Hartmann	<b>68</b>	Henza Kart /TM/VEGA	<b>13</b>	Alexander Richter	<b>13</b>	DR /Modena/VEGA
	25				26	
Morgan Knudsen	<b>15</b>	Birelart /TM/VEGA	<b>12</b>	Nico Hantke	<b>61</b>	Birelart /TM/VEGA
	23				24	
Marcel Ernst	<b>34</b>	KR /IAME/VEGA	<b>11</b>	Dino Carlsson	<b>27</b>	Birelart /TM/VEGA
	21				22	
Jayden Gushiken	<b>46</b>	IPK /TM/VEGA	<b>10</b>	Kevin Wagner	<b>4</b>	Sodi /TM/VEGA
	19				20	
Marc Gerstenkorn	<b>64</b>	Mach1 /TM/VEGA	<b>9</b>	Oskar Steinbach	<b>23</b>	Birelart /TM/VEGA
	17				18	
Albin Stureson	<b>51</b>	Lenzokart /TM/VEGA	<b>8</b>	Felix Wischlitzki	<b>77</b>	CRG /TM/VEGA
	15				16	
Oliver Städtler	<b>85</b>	IPK /TM/VEGA	<b>7</b>	Maddox Wirtz	<b>41</b>	Birelart /TM/VEGA
	13				14	
Niko Bognar	<b>43</b>	IPK /TM Kart/VEGA	<b>6</b>	Carl Luthardt	<b>22</b>	Birelart /TM/VEGA
	11				12	
Simon Billman	<b>9</b>	Birelart /TM/VEGA	<b>5</b>	Matthy Vandebroek	<b>76</b>	Birelart /TM/VEGA
	9				10	
Pavel Vimmer	<b>33</b>	KR /TM/VEGA	<b>4</b>	Jannik Julius Bernhart	<b>67</b>	Lenzokart /TM/VEGA
	7				8	
Kevin Lantinga	<b>32</b>	Sodi /TM/VEGA	<b>3</b>	Eric Wess	<b>14</b>	Birelart /TM/VEGA
	5				6	
Matej Preuss	<b>6</b>	IPK /TM/VEGA	<b>2</b>	Emanuel Mai	<b>7</b>	Birelart /TM/VEGA
	3				4	
Daniel Stell	<b>88</b>	Birelart /TM/VEGA	<b>1</b>	Marek Skrivan	<b>58</b>	Sodi /TM/VEGA
	1				2	

Pole Position

Row

printed 26.04.2026 13:31

## ADAC Kartrennen Mülsen

## KZ2 / Final

Track: Arena E Mülsen - 1.315 km

Race Started: 16:28:33

Best Lap by: 85 - Oliver Städtler - 47.230

Rank	#	Driver	Nat	Sponsor Competitor	Nat	Driver-License Com-Licence	Equipment	laps	T. Time Diff	Best Lap	Penalty	Points
1	1	58 Marek Skrivan	CZE	TB Racing Team	DEU	26AS0071 38262	Sodi /TM/VEGA	20	15:59.812	47.323		0
2	2	7 Emanuel Mai	DEU	Solgat Motorsport	DEU	16484 66799	Birelart /TM/VEGA	20	16:03.812 4.000	47.375		50
3	0	6 Matej Preuss	CZE	Formula K SRP Factory Team	DEU	26AS0210 48701	IPK /TM/VEGA	20	16:04.294 4.482	47.341		44
4	2	14 Eric Wess	DEU	Christian Wess	DEU	44964 65002	Birelart /TM/VEGA	20	16:04.453 4.641	47.320		38
5	0	32 Kevin Lantinga	NLD	TB Racing Team	DEU	42585 38262	Sodi /TM/VEGA	20	16:04.577 4.765	47.394		34
6	-5	88 Daniel Stell	DEU	Kartshop Ampfing	DEU	10858 66030	Birelart /TM/VEGA	20	16:04.624 4.812	47.272	5 sec	0
7	7	41 Maddox Wirtz	DEU	VDB Kart Racing	DEU	39902 66002	Birelart /TM/VEGA	20	16:06.183 6.371	47.460		0
8	0	67 Jannik Julius Bernhart	DEU	Jannik Julius Bernhart	DEU	69855 69855	Lenzokart /TM/VEGA	20	16:06.792 6.980	47.506		0
9	10	46 Jayden Gushiken	DEU	Formula K SRP Factory Team	DEU	48497 48701	IPK /TM/VEGA	20	16:10.478 10.666	47.331		0
10	7	64 Marc Gerstenkorn	CHE	Mach1 Motorsport	DEU	375 66429	Mach1 /TM/VEGA	20	16:10.597 10.785	47.285	5 sec	30
11	5	77 Felix Wischlitzki	DEU	RS-Motorsport	DEU	15497 66779	CRG /TM/VEGA	20	16:10.653 10.841	47.571		26
12	1	85 Oliver Städtler	DEU	Formula K SRP Factory Team	DEU	65210 48701	IPK /TM/VEGA	20	16:12.681 12.869	47.230	5 sec	23
13	12	68 Rick Hartmann	DEU	Rick Hartmann	DEU	67247 67247	Henza Kart /TM/VEGA	20	16:13.000 13.188	47.503		18
14	22	19 Luis Esser	DEU	Mach1 Motorsport	DEU	11661 66429	Mach1 /TM/VEGA	20	16:14.381 14.569	47.435		14
15	-3	22 Carl Luthardt	DEU	Kartshop Ampfing	DEU	37029 66030	Birelart /TM/VEGA	20	16:14.964 15.152	47.462	5 sec	10
16	15	40 Tim Schott	DEU	TB Racing Team	DEU	50748 38262	Sodi /TM/VEGA	20	16:16.170 16.358	47.604		0
17	-2	51 Albin Stureson	SWE	Bamberger GmbH	DEU	91259 70041	Lenzokart /TM/VEGA	20	16:16.385 16.573	47.585		0
18	-7	43 Niko Bognar	DEU	Formula K SRP Factory Team	DEU	65560 48701	IPK /TM Kart/VEGA	20	16:17.150 17.338	47.529	5 sec	0
19	2	34 Marcel Ernst	DEU	Dörr Motorsport	DEU	34772 65122	KR /IAME/VEGA	20	16:17.781 17.969	47.809		0
20	10	12 Iliyan Yankov	BGR	Formula K SRP Factory Team	DEU	BG-26/E-INT 009 48701	IPK /TM/VEGA	20	16:19.461 19.649	47.486	5 sec	8
21	6	90 Maurice Klein	DEU	Dörr Motorsport	DEU	49651 65122	KR /IAME/VEGA	20	16:19.502 19.690	47.524		0
22	13	5 Lukas Heim	DEU	ADAC OC Winnenden e.V.	DEU	52611 65216	Mach1 /TM/VEGA	20	16:20.790 20.978	47.959		6
23	6	80 Jannik Remmert	DEU	VDB Kart Racing	DEU	19994 66002	Birelart /TM/VEGA	20	16:21.449 21.637	47.938		0
24	2	13 Alexander Richter	DEU	Alexander Richter	DEU	14437 14437	DR /Modena/VEGA	20	16:21.942 22.130	47.874		4
25	7	78 Paul Doktor	DEU	CRG Deutschland	DEU	52823 52600	CRG /TM/VEGA	20	16:24.286 24.474	48.000		2
26	8	66 Valentin Knoedel	DEU	Formula K SRP Factory Team	DEU	48527 48701	IPK /TM/VEGA	20	16:24.351 24.539	47.759		1
27	-4	15 Morgan Knudsen	DNK	Kartshop Ampfing	DEU	137956 66030	Birelart /TM/VEGA	20	16:24.996 25.184	47.665	5 sec	0
28	-6	27 Dino Carlsson	SWE	Solgat Motorsport	DEU	138919 66799	Birelart /TM/VEGA	20	16:27.563 27.751	47.792	5 sec	0
29	4	83 Max Hezel	DEU	CV Performance Group X JP Motorsport	DEU	65055 38321	KR /IAME/VEGA	20	16:32.582 32.770	48.161	5 sec	0
30	-20	76 Matthy Vandebroek	DEU	VDB Kart Racing	DEU	11491 66002	Birelart /TM/VEGA	19	15:22.897 1 Lap	47.674		0
31	-11	4 Kevin Wagner	DEU	TB Racing Team	DEU	11828 38262	Sodi /TM/VEGA	19	15:28.145 1 Lap	47.484	5 sec	0
32	-23	9 Simon Billman	SWE	Solgat Motorsport	DEU	87167 66799	Birelart /TM/VEGA	14	11:20.325 6 Laps	47.349		0
33	-26	33 Pavel Vimmer	CZE	TB Racing Team	DEU	26AS0709 38262	KR /TM/VEGA	14	11:25.372 6 Laps	47.384	5 sec	0
34	-10	61 Nico Hantke	DEU	VDB Kart Racing	DEU	11673 66002	Birelart /TM/VEGA	0	3.090 20 Laps			0
35	-17	23 Oskar Steinbach	DEU	Kartshop Ampfing	DEU	10217 49535	Birelart /TM/VEGA	0	7.399 20 Laps		5 sec	0

## Not classified

DSQ	35	Moritz Schwing	DEU	Mach1 Motorsport	DEU	68323 66429	Mach1 /TM/VEGA	20	DSQ	48.041		0
-----	----	----------------	-----	------------------	-----	----------------	----------------	----	-----	--------	--	---

## Announcements

#88 +5 sec. time penalty (jump start)

#4,15,27,33,83 time penalty 5 sec. (front fairing)

#22,23,43,64,85 time penalty 5 sec. (front fairing)

#12 +5 sec. time penalty (pushing)

Timekeeper  
M. WagnerRace Director  
C. RÖßIGER

Page 1/2

These results are provisional until the conclusion of any judicial and technical matters!

K-15802/26

Printed: 26.04.2026 / 18:02

VEGA

**Announcements**

#35 disqualification (Steward Decision causing a collision)

# ADAC Kartrennen Mülsen

KZ2

Arena E Mülsen 1,315 Km

Final

26.04.2026 16:05

Race (15:00 and 1 Laps) started at 16:28:33

Lap	Time of Day	Lap Tm	Diff	S1 Tm	S2 Tm	S3 Tm	Lap	Time of Day	Lap Tm	Diff	S1 Tm	S2 Tm	S3 Tm							
<b>(58) Marek Skrivan</b>																				
1	16:29:25.897	51.952	+4.629	23.005	15.207	13.740	7	16:34:16.815	47.491	+0.171	20.198	14.071	13.222							
2	16:30:15.835	49.938	+2.615	21.274	15.003	13.661	8	16:35:05.264	48.449	+1.129	21.029	14.107	13.313							
3	16:31:04.292	48.457	+1.134	20.608	14.368	13.481	9	16:35:52.847	47.583	+0.263	20.163	14.107	13.313							
4	16:31:52.176	47.884	+0.561	20.310	14.168	13.406	10	16:36:40.367	47.520	+0.200	20.106	14.001	13.413							
5	16:32:39.879	47.703	+0.380	20.317	14.052	13.334	11	16:37:27.840	47.473	+0.153	20.096	14.071	13.306							
6	16:33:27.375	47.496	+0.173	20.201	13.981	13.314	12	16:38:15.298	47.458	+0.138	20.137	14.006	13.315							
7	16:34:14.889	47.514	+0.191	20.147	13.997	13.370	13	16:39:02.846	47.548	+0.228	20.209	14.035	13.304							
8	16:35:02.237	47.348	+0.025	20.108	13.974	13.266	14	16:39:50.181	47.335	+0.015	20.141	13.953	13.241							
9	16:35:49.993	47.756	+0.433	20.368	14.115	13.273	15	16:40:37.600	47.419	+0.099	20.162	13.998	13.259							
10	16:36:37.316	47.323		20.053	13.979	13.291	16	16:41:25.142	47.542	+0.222	20.224	14.041	13.277							
11	16:37:24.750	47.434	+0.111	20.127	14.033	13.274	17	16:42:13.253	48.111	+0.791	20.534	14.201	13.376							
12	16:38:12.495	47.745	+0.422	20.435	14.072	13.238	18	16:43:01.519	48.266	+0.946	20.889	14.108	13.269							
13	16:38:59.912	47.417	+0.094	20.122	14.050	13.245	19	16:43:49.142	47.623	+0.303	20.163	14.106	13.354							
14	16:39:47.354	47.442	+0.119	20.057	14.115	13.270	20	16:44:38.100	48.958	+1.638	21.424	14.159	13.375							
15	16:40:35.104	47.750	+0.427	20.194	14.237	13.319	<b>(32) Kevin Lantinga</b>													
16	16:41:22.708	47.604	+0.281	20.322	13.997	13.285	1	16:29:26.732	51.955	+4.561	23.121	15.139	13.695							
17	16:42:10.226	47.518	+0.195	20.150	14.028	13.340	2	16:30:17.493	50.761	+3.367	22.030	15.050	13.681							
18	16:42:58.691	48.465	+1.142	20.918	14.278	13.269	3	16:31:06.391	48.898	+1.504	20.794	14.701	13.403							
19	16:43:46.083	47.392	+0.069	20.089	14.068	13.235	4	16:31:54.855	48.464	+1.070	20.316	14.253	13.895							
20	16:44:33.459	47.376	+0.053	20.071	14.015	13.290	5	16:32:42.588	47.733	+0.339	20.280	14.119	13.334							
<b>(7) Emanuel Mai</b>																				
1	16:29:26.160	51.852	+4.477	22.994	15.124	13.734	6	16:33:30.234	47.646	+0.252	20.174	14.153	13.319							
2	16:30:16.702	50.542	+3.167	21.346	15.340	13.856	7	16:34:17.796	47.562	+0.168	20.221	14.014	13.327							
3	16:31:05.872	49.170	+1.795	21.285	14.362	13.523	8	16:35:05.644	47.848	+0.454	20.304	14.252	13.292							
4	16:31:53.989	48.117	+0.742	20.484	14.242	13.391	9	16:35:53.212	47.568	+0.174	20.139	14.001	13.428							
5	16:32:41.624	47.635	+0.260	20.211	14.072	13.352	10	16:36:40.671	47.459	+0.065	20.088	14.029	13.342							
6	16:33:29.218	47.594	+0.219	20.259	14.051	13.284	11	16:37:29.134	48.463	+1.069	21.162	14.048	13.253							
7	16:34:16.758	47.540	+0.165	20.153	14.058	13.329	12	16:38:16.608	47.474	+0.080	20.206	14.012	13.256							
8	16:35:05.046	48.288	+0.913	20.867	14.012	13.409	13	16:39:04.647	48.039	+0.645	20.132	14.013	13.894							
9	16:35:52.542	47.496	+0.121	20.134	13.992	13.370	14	16:39:53.111	48.464	+1.070	20.333	14.366	13.765							
10	16:36:40.006	47.464	+0.089	20.151	13.984	13.329	15	16:40:40.575	47.464	+0.070	20.232	13.935	13.297							
11	16:37:27.381	47.375		20.098	13.902	13.375	16	16:41:28.026	47.451	+0.057	20.128	13.977	13.346							
12	16:38:14.864	47.483	+0.108	20.143	13.986	13.354	17	16:42:15.643	47.617	+0.223	20.193	14.042	13.382							
13	16:39:02.462	47.598	+0.223	20.208	14.025	13.365	18	16:43:03.136	47.493	+0.099	20.240	13.960	13.293							
14	16:39:49.933	47.471	+0.096	20.191	13.933	13.347	19	16:43:50.530	47.394		20.137	13.962	13.295							
15	16:40:37.453	47.520	+0.145	20.114	14.034	13.372	20	16:44:38.224	47.694	+0.300	20.336	14.096	13.262							
16	16:41:24.990	47.537	+0.162	20.143	13.992	13.402	<b>(88) Daniel Stell</b>													
17	16:42:13.187	48.197	+0.822	20.581	14.149	13.467	1	16:29:25.859	52.212	+4.940	23.188	15.162	13.862							
18	16:43:01.313	48.126	+0.751	20.734	14.044	13.348	2	16:30:16.209	50.350	+3.078	21.447	15.372	13.531							
19	16:43:49.027	47.714	+0.339	20.237	13.462	13.423	3	16:31:04.621	48.412	+1.140	20.501	14.472	13.439							
20	16:44:37.459	48.432	+1.057	20.928	14.081	13.423	4	16:31:52.579	47.958	+0.686	20.391	14.212	13.355							
<b>(6) Matej Preuss</b>																				
1	16:29:26.607	52.216	+4.875	23.261	15.190	13.765	5	16:32:40.222	47.643	+0.371	20.259	14.073	13.311							
2	16:30:16.655	50.048	+2.707	21.399	14.950	13.699	6	16:33:27.735	47.513	+0.241	20.212	14.048	13.253							
3	16:31:05.197	48.542	+1.201	20.537	14.490	13.515	7	16:34:15.098	47.363	+0.091	20.064	13.977	13.322							
4	16:31:53.457	48.260	+0.919	20.570	14.244	13.446	8	16:35:02.422	47.324	+0.052	20.145	13.955	13.224							
5	16:32:41.482	48.025	+0.684	20.291	14.116	13.618	9	16:35:50.129	47.707	+0.435	20.303	14.086	13.318							
6	16:33:28.994	47.512	+0.171	20.196	13.978	13.338	10	16:36:37.425	47.296	+0.024	20.077	13.987	13.232							
7	16:34:16.641	47.647	+0.306	20.187	14.083	13.377	11	16:37:24.861	47.436	+0.164	20.188	14.033	13.215							
8	16:35:05.491	48.850	+1.509	21.335	14.188	13.327	12	16:38:12.328	47.467	+0.195	20.199	13.953	13.315							
9	16:35:53.800	48.309	+0.968	20.859	14.105	13.345	13	16:38:59.720	47.392	+0.120	20.160	13.957	13.275							
10	16:36:41.494	47.694	+0.353	20.331	14.062	13.301	14	16:39:47.505	47.785	+0.513	20.181	14.337	13.267							
11	16:37:28.876	47.382	+0.041	20.155	13.979	13.248	15	16:40:35.158	47.653	+0.381	20.129	14.314	13.210							
12	16:38:16.217	47.341		20.063	14.008	13.270	16	16:41:23.108	47.950	+0.678	20.668	14.010	13.272							
13	16:39:04.257	48.040	+0.699	20.117	13.965	13.958	17	16:42:10.380	47.272		20.074	13.955	13.243							
14	16:39:51.895	47.638	+0.297	20.363	13.995	13.280	18	16:42:58.455	48.075	+0.803	20.657	14.129	13.289							
15	16:40:39.456	47.561	+0.220	20.246	14.026	13.289	19	16:43:45.836	47.381	+0.109	20.121	13.955	13.305							
16	16:41:26.855	47.399	+0.058	20.115	13.965	13.319	20	16:44:33.271	47.435	+0.163	20.146	13.988	13.301							
17	16:42:14.462	47.607	+0.266	20.245	14.005	13.357	<b>(41) Maddox Wirtz</b>													
18	16:43:01.851	47.389	+0.048	20.150	14.022	13.217	1	16:29:27.209	51.699	+4.239	23.213	14.889	13.597							
19	16:43:49.363	47.512	+0.171	20.060	14.145	13.307	2	16:30:17.821	50.612	+3.152	21.882	15.089	13.641							
20	16:44:37.941	48.578	+1.237	21.063	14.131	13.384	3	16:31:07.005	49.184	+1.724	20.792	14.997	13.395							
<b>(14) Eric Wess</b>																				
1	16:29:26.265	51.620	+4.300	22.752	15.143	13.725	4	16:31:55.497	48.492	+1.032	20.738	14.458	13.296							
2	16:30:16.866	50.601	+3.281	22.183	14.746	13.672	5	16:32:43.400	47.903	+0.443	20.334	14.137	13.432							
3	16:31:06.490	49.624	+2.304	21.362	14.910	13.352	6	16:33:31.581	48.181	+0.721	20.560	14.279	13.342							
4	16:31:54.602	48.112	+0.792	20.352	14.204	13.556	7	16:34:19.191	47.610	+0.150	20.227	14.046	13.337							
5	16:32:42.004	47.402	+0.082	20.128	13.989	13.285	8	16:35:06.849	47.658	+0.198	20.334	14.039	13.285							
6	16:33:29.324	47.320		20.128	13.975	13.217	9	16:35:54.463	47.614	+0.154	20.247	14.060	13.307							
<b>Orbits</b>																				
<b>K-15802/26</b>																				
<b>M. Wagner</b>																				
<b>C. RÖBIGER</b>																				
<b>Printed: 26.04.2026 18:03:00</b>																				
												<b>www.mylaps.com</b>								
												<b>Licensed to: MW Race Consulting</b>								
<b>Page 1/5</b>																				

Orbits

www.mylaps.com

Licensed to: MW Race Consulting

Page 1/5

## KZ2

Arena E Mülsen 1,315 Km

### Final

26.04.2026 16:05

#### Race (15:00 and 1 Laps) started at 16:28:33

Lap	Time of Day	Lap Tm	Diff	S1 Tm	S2 Tm	S3 Tm
15	16:40:41.774	<b>48.201</b>	+0.741	20.712	14.184	13.305
16	16:41:29.379	<b>47.605</b>	+0.145	20.231	14.081	13.293
17	16:42:17.265	<b>47.886</b>	+0.426	20.262	14.290	13.334
18	16:43:04.725	<b>47.460</b>		<b>20.134</b>	14.090	<b>13.236</b>
19	16:43:52.253	<b>47.528</b>	+0.068	20.156	14.070	<b>13.202</b>
20	16:44:39.830	<b>47.577</b>	+0.117	20.253	14.052	13.272
<b>(67) Jannik Julius Bernhart</b>						
1	16:29:27.061	<b>52.102</b>	+4.596	23.425	14.943	13.734
2	16:30:17.652	<b>50.591</b>	+3.085	21.774	15.179	13.638
3	16:31:06.867	<b>49.215</b>	+1.709	20.836	14.963	13.416
4	16:31:55.000	<b>48.133</b>	+0.627	20.445	14.248	13.440
5	16:32:43.086	<b>48.086</b>	+0.580	20.407	14.216	13.463
6	16:33:31.797	<b>48.711</b>	+1.205	21.119	14.238	13.354
7	16:34:19.551	<b>47.754</b>	+0.248	20.297	14.090	13.367
8	16:35:07.147	<b>47.596</b>	+0.090	20.259	13.996	13.341
9	16:35:54.894	<b>47.747</b>	+0.241	20.226	14.108	13.413
10	16:36:42.400	<b>47.506</b>		20.182	14.027	<b>13.297</b>
11	16:37:30.373	<b>47.973</b>	+0.467	20.216	14.392	13.365
12	16:38:17.912	<b>47.539</b>	+0.033	20.225	13.994	13.320
13	16:39:05.445	<b>47.533</b>	+0.027	20.225	<b>13.993</b>	13.315
14	16:39:53.916	<b>48.471</b>	+0.965	20.236	14.525	13.710
15	16:40:42.074	<b>48.158</b>	+0.652	20.693	14.145	13.320
16	16:41:29.785	<b>47.711</b>	+0.205	20.282	14.100	13.329
17	16:42:17.514	<b>47.729</b>	+0.223	20.238	14.132	13.359
18	16:43:05.108	<b>47.594</b>	+0.088	20.267	14.028	13.299
19	16:43:52.679	<b>47.571</b>	+0.065	<b>20.172</b>	14.024	13.375
20	16:44:40.439	<b>47.760</b>	+0.254	20.225	14.117	13.418
<b>(46) Jayden Gushikhen</b>						
1	16:29:31.077	<b>54.673</b>	+7.342	24.282	16.518	13.873
2	16:30:20.243	<b>49.166</b>	+1.835	21.047	14.560	13.559
3	16:31:09.346	<b>49.103</b>	+1.772	21.508	14.215	13.380
4	16:31:58.645	<b>49.299</b>	+1.968	20.735	14.645	13.919
5	16:32:46.360	<b>47.715</b>	+0.384	20.278	14.144	13.293
6	16:33:34.766	<b>48.406</b>	+1.075	20.972	14.147	13.287
7	16:34:22.345	<b>47.579</b>	+0.248	20.137	14.049	13.393
8	16:35:09.677	<b>47.332</b>	+0.001	20.203	13.905	13.224
9	16:35:57.172	<b>47.495</b>	+0.164	20.170	13.987	13.338
10	16:36:44.937	<b>47.765</b>	+0.434	20.447	14.006	13.312
11	16:37:32.423	<b>47.486</b>	+0.155	20.326	<b>13.898</b>	13.262
12	16:38:19.754	<b>47.331</b>		<b>20.131</b>	13.962	13.238
13	16:39:07.273	<b>47.519</b>	+0.188	20.236	13.978	13.305
14	16:39:54.674	<b>47.401</b>	+0.070	20.210	13.958	13.233
15	16:40:43.443	<b>48.769</b>	+1.438	21.444	14.093	13.232
16	16:41:32.007	<b>48.564</b>	+1.233	20.453	14.759	13.352
17	16:42:19.628	<b>47.621</b>	+0.290	20.273	14.044	13.304
18	16:43:07.360	<b>47.732</b>	+0.401	20.344	14.178	<b>13.210</b>
19	16:43:56.266	<b>48.906</b>	+1.575	21.074	14.168	13.664
20	16:44:44.125	<b>47.859</b>	+0.528	20.342	14.109	13.408
<b>(64) Marc Gerstenkorn</b>						
1	16:29:30.592	<b>54.477</b>	+7.192	24.180	16.413	13.884
2	16:30:19.876	<b>49.284</b>	+1.999	20.843	14.662	13.779
3	16:31:08.396	<b>48.520</b>	+1.235	20.657	14.366	13.497
4	16:31:56.799	<b>48.403</b>	+1.118	20.822	14.154	13.427
5	16:32:44.429	<b>47.630</b>	+0.345	20.287	14.020	13.323
6	16:33:32.526	<b>48.097</b>	+0.812	20.728	14.080	13.289
7	16:34:20.025	<b>47.499</b>	+0.214	20.152	14.068	13.279
8	16:35:07.718	<b>47.693</b>	+0.408	20.403	14.000	13.290
9	16:35:55.139	<b>47.421</b>	+0.136	20.163	13.966	13.292
10	16:36:42.614	<b>47.475</b>	+0.190	20.129	14.091	<b>13.255</b>
11	16:37:29.956	<b>47.342</b>	+0.057	20.135	<b>13.943</b>	13.264
12	16:38:17.241	<b>47.285</b>		<b>20.077</b>	13.950	13.258
13	16:39:04.883	<b>47.642</b>	+0.357	20.079	14.152	13.411
14	16:39:53.621	<b>48.738</b>	+1.453	20.248	14.384	14.106
15	16:40:41.522	<b>47.901</b>	+0.616	20.530	14.061	13.310
16	16:41:29.037	<b>47.515</b>	+0.230	20.220	13.993	13.302
17	16:42:16.670	<b>47.633</b>	+0.348	20.265	14.007	13.361
18	16:43:04.140	<b>47.470</b>	+0.185	20.121	14.025	13.324
19	16:43:51.631	<b>47.491</b>	+0.206	20.167	14.000	13.324
20	16:44:39.244	<b>47.613</b>	+0.328	20.197	14.011	13.405
<b>(77) Felix Wischitzki</b>						

Lap	Time of Day	Lap Tm	Diff	S1 Tm	S2 Tm	S3 Tm
1	16:29:29.289	<b>53.477</b>	+5.906	24.277	15.406	13.794
2	16:30:18.836	<b>49.547</b>	+1.976	20.772	14.863	13.912
3	16:31:07.599	<b>48.763</b>	+1.192	20.806	14.562	13.395
4	16:31:56.087	<b>48.488</b>	+0.917	20.580	14.379	13.529
5	16:32:43.888	<b>47.801</b>	+0.230	20.307	14.093	13.401
6	16:33:32.211	<b>48.323</b>	+0.752	20.803	14.133	13.387
7	16:34:19.782	<b>47.571</b>		20.232	<b>13.959</b>	13.380
8	16:35:07.875	<b>48.093</b>	+0.522	20.743	14.026	<b>13.324</b>
9	16:35:55.540	<b>47.665</b>	+0.094	20.263	14.003	13.399
10	16:36:43.520	<b>47.980</b>	+0.409	20.451	14.190	13.339
11	16:37:31.775	<b>48.255</b>	+0.684	20.773	14.054	13.428
12	16:38:19.537	<b>47.762</b>	+0.191	20.326	14.043	13.393
13	16:39:07.718	<b>48.181</b>	+0.610	20.671	14.057	13.453
14	16:39:55.494	<b>47.776</b>	+0.205	20.263	14.089	13.424
15	16:40:43.751	<b>48.257</b>	+0.686	20.769	14.144	13.344
16	16:41:32.211	<b>48.460</b>	+0.889	20.328	14.670	13.462
17	16:42:19.895	<b>47.684</b>	+0.113	20.286	14.059	13.339
18	16:43:07.683	<b>47.788</b>	+0.217	<b>20.191</b>	14.258	13.339
19	16:43:56.355	<b>48.672</b>	+1.101	20.814	14.238	13.620
20	16:44:44.300	<b>47.945</b>	+0.374	20.329	14.241	13.375
<b>(85) Oliver Städtler</b>						
1	16:29:29.861	<b>54.100</b>	+6.870	24.404	15.937	13.759
2	16:30:19.495	<b>49.634</b>	+2.404	20.727	15.221	13.686
3	16:31:08.006	<b>48.511</b>	+1.281	20.634	14.501	13.376
4	16:31:59.027	<b>51.021</b>	+3.791	22.280	14.656	14.085
5	16:32:46.778	<b>47.751</b>	+0.521	20.303	14.108	13.340
6	16:33:34.390	<b>47.612</b>	+0.382	20.401	14.029	13.182
7	16:34:21.620	<b>47.230</b>		20.078	<b>13.951</b>	13.201
8	16:35:08.991	<b>47.371</b>	+0.141	20.092	14.004	13.275
9	16:35:56.427	<b>47.436</b>	+0.206	20.233	13.968	13.235
10	16:36:43.745	<b>47.318</b>	+0.088	<b>20.077</b>	14.056	13.185
11	16:37:31.127	<b>47.382</b>	+0.152	20.130	14.097	<b>13.155</b>
12	16:38:18.557	<b>47.430</b>	+0.200	20.149	14.054	13.227
13	16:39:06.118	<b>47.561</b>	+0.331	20.379	14.004	13.178
14	16:39:54.142	<b>48.024</b>	+0.794	20.664	14.163	13.197
15	16:40:43.211	<b>49.069</b>	+1.839	21.692	14.143	13.234
16	16:41:31.378	<b>48.167</b>	+0.937	20.421	14.471	13.275
17	16:42:18.929	<b>47.551</b>	+0.321	20.115	14.104	13.332
18	16:43:06.472	<b>47.543</b>	+0.313	20.170	14.103	13.270
19	16:43:53.801	<b>47.329</b>	+0.099	20.092	13.981	13.256
20	16:44:41.328	<b>47.527</b>	+0.297	20.110	14.114	13.303
<b>(68) Rick Hartmann</b>						
1	16:29:34.374	<b>57.638</b>	+10.135	24.746	18.551	14.341
2	16:30:24.150	<b>49.776</b>	+2.273	21.327	14.813	13.636
3	16:31:12.607	<b>48.457</b>	+0.954	20.527	14.534	13.396
4	16:32:00.559	<b>47.952</b>	+0.449	20.402	14.223	13.327
5	16:32:49.088	<b>48.529</b>	+1.026	20.942	14.239	13.348
6	16:33:36.854	<b>47.766</b>	+0.263	20.260	14.243	<b>13.263</b>
7	16:34:25.099	<b>48.245</b>	+0.742	20.790	14.095	13.360
8	16:35:12.602	<b>47.503</b>		<b>20.152</b>	14.049	13.302
9	16:36:00.192	<b>47.590</b>	+0.087	20.201	14.065	13.324
10	16:36:48.197	<b>48.005</b>	+0.502	20.573	14.147	13.285
11	16:37:36.821	<b>48.624</b>	+1.121	21.075	14.214	13.335
12	16:38:24.486	<b>47.665</b>	+0.162	20.230	14.101	13.334
13	16:39:12.118	<b>47.632</b>	+0.129	20.208	14.090	13.334
14	16:39:59.824	<b>47.706</b>	+0.203	20.282	14.096	13.328
15	16:40:47.690	<b>47.866</b>	+0.363	20.357	14.135	13.374
16	16:41:35.270	<b>47.580</b>	+0.077	20.167	<b>14.045</b>	13.368
17	16:42:23.025	<b>47.755</b>	+0.252	20.331	14.078	13.346
18	16:43:10.939	<b>47.914</b>	+0.411	20.355	14.162	13.397
19	16:43:58.737	<b>47.798</b>	+0.295	20.298	14.153	13.347
20	16:44:46.647	<b>47.910</b>	+0.407	20.347	14.114	13.449
<b>(19) Luis Esser</b>						
1	16:29:35.146	<b>57.287</b>	+9.852	24.842	17.713	14.732
2	16:30:25.257	<b>50.111</b>	+2.676	21.646	14.819	13.646
3	16:31:13.911	<b>48.654</b>	+1.219	20.726	14.458	13.470
4	16:32:01.864	<b>47.953</b>	+0.518	20.384	14.201	13.368
5	16:32:50.996	<b>49.132</b>	+1.697	20.688	14.494	13.950
6	16:33:39.115	<b>48.119</b>	+0.684	20.617	14.184	13.318
7	16:34:27.272	<b>48.157</b>	+0.722	20.601	14.157	13.399
8	16:35:14.809	<b>47.537</b>	+0.102	20.137	14.060	13.340

# ADAC Kartrennen Mülse

KZ2

Arena E Mülse 1,315 Km

Final

26.04.2026 16:05

Race (15:00 and 1 Laps) started at 16:28:33

Lap	Time of Day	Lap Tm	Diff	S1 Tm	S2 Tm	S3 Tm	Lap	Time of Day	Lap Tm	Diff	S1 Tm	S2 Tm	S3 Tm
9	16:36:02.470	47.661	+0.226	20.213	14.124	13.324	17	16:42:26.389	47.585		20.199	14.037	13.349
10	16:36:49.905	47.435		20.122	14.000	13.313	18	16:43:14.017	47.628	+0.043	20.242	14.032	13.354
11	16:37:37.586	47.681	+0.246	20.251	14.129	13.301	19	16:44:01.683	47.666	+0.081	20.308	14.039	13.319
12	16:38:25.165	47.579	+0.144	20.194	14.076	13.309	20	16:44:50.032	48.349	+0.764	20.796	14.212	13.341
13	16:39:12.842	47.677	+0.242	20.214	14.103	13.360	<b>(43) Niko Bognar</b>						
14	16:40:01.817	48.975	+1.540	21.339	14.238	13.398	1	16:29:32.787	56.558	+9.029	25.557	17.088	13.913
15	16:40:49.556	47.739	+0.304	20.224	14.131	13.384	2	16:30:22.599	49.812	+2.283	21.222	14.958	13.632
16	16:41:37.302	47.746	+0.311	20.257	14.146	13.343	3	16:31:11.495	48.896	+1.367	20.941	14.507	13.448
17	16:42:24.971	47.669	+0.234	20.172	14.144	13.353	4	16:31:59.895	48.400	+0.871	20.677	14.223	13.500
18	16:43:12.617	47.646	+0.211	20.219	14.110	13.317	5	16:32:48.357	48.462	+0.933	20.969	14.125	13.368
19	16:44:00.223	47.606	+0.171	20.183	14.056	13.367	6	16:33:36.290	47.933	+0.404	20.447	14.174	13.312
20	16:44:48.028	47.805	+0.370	20.265	14.138	13.402	7	16:34:24.772	48.482	+0.953	21.051	14.043	13.388
<b>(22) Carl Luthardt</b>						8	16:35:12.368	47.596	+0.067	20.106	14.067	13.423	
1	16:29:28.896	53.365	+5.903	24.256	15.082	14.027	9	16:35:59.959	47.591	+0.062	20.237	13.965	13.389
2	16:30:18.696	49.800	+2.338	21.058	14.848	13.894	10	16:36:47.685	47.726	+0.197	20.314	14.109	13.303
3	16:31:07.525	48.829	+1.367	20.888	14.490	13.451	11	16:37:35.218	47.533	+0.004	20.197	14.006	13.300
4	16:31:55.861	48.336	+0.874	20.516	14.372	13.448	12	16:38:22.805	47.587	+0.058	20.086	14.080	13.421
5	16:32:43.711	47.850	+0.388	20.335	14.147	13.368	13	16:39:10.447	47.642	+0.113	20.257	14.057	13.328
6	16:33:32.862	49.151	+1.689	21.572	14.228	13.351	14	16:39:57.976	47.529		20.055	14.111	13.363
7	16:34:20.345	47.483	+0.021	20.175	13.969	13.339	15	16:40:45.644	47.668	+0.139	20.178	14.131	13.359
8	16:35:08.247	47.902	+0.440	20.506	14.084	13.312	16	16:41:33.435	47.791	+0.262	20.296	14.098	13.397
9	16:35:55.767	47.520	+0.058	20.142	14.010	13.368	17	16:42:21.194	47.759	+0.230	20.164	14.192	13.403
10	16:36:43.273	47.506	+0.044	20.147	14.059	13.300	18	16:43:08.741	47.547	+0.018	20.174	14.060	13.313
11	16:37:30.741	47.468	+0.006	20.210	13.980	13.278	19	16:43:56.873	48.132	+0.603	20.290	14.457	13.385
12	16:38:18.203	47.462		20.184	13.990	13.288	20	16:44:45.797	48.924	+1.395	20.810	14.104	14.010
13	16:39:06.643	48.440	+0.978	20.993	14.152	13.295	<b>(34) Marcel Ernst</b>						
14	16:39:54.538	47.895	+0.433	20.256	14.346	13.293	1	16:29:32.345	55.726	+7.917	24.733	17.003	13.990
15	16:40:43.038	48.500	+1.038	21.040	14.111	13.349	2	16:30:22.267	49.922	+2.113	21.400	14.838	13.684
16	16:41:31.739	48.701	+1.239	20.694	14.668	13.339	3	16:31:10.988	48.721	+0.912	20.677	14.502	13.542
17	16:42:19.488	47.749	+0.287	20.247	14.137	13.365	4	16:31:59.852	48.864	+1.055	20.617	14.336	13.911
18	16:43:07.242	47.754	+0.292	20.347	14.103	13.304	5	16:32:48.134	48.282	+0.473	20.493	14.251	13.538
19	16:43:55.590	48.348	+0.886	20.850	14.137	13.361	6	16:33:36.152	48.018	+0.209	20.437	14.086	13.495
20	16:44:43.611	48.021	+0.559	20.487	14.112	13.422	7	16:34:24.121	47.969	+0.160	20.400	14.106	13.463
<b>(40) Tim Schott</b>						8	16:35:11.952	47.831	+0.022	20.327	14.073	13.431	
1	16:29:32.989	55.488	+7.884	24.113	17.389	13.986	9	16:35:59.781	47.829	+0.020	20.337	14.058	13.434
2	16:30:22.815	49.826	+2.222	21.076	15.169	13.581	10	16:36:48.113	48.332	+0.523	20.684	14.219	13.429
3	16:31:11.695	48.880	+1.276	20.859	14.576	13.445	11	16:37:39.742	51.629	+3.820	23.349	14.681	13.599
4	16:32:00.024	48.329	+0.725	20.618	14.362	13.349	12	16:38:27.629	47.887	+0.078	20.383	14.115	13.389
5	16:32:49.736	49.712	+2.108	21.837	14.453	13.422	13	16:39:15.438	47.809		20.289	14.076	13.444
6	16:33:38.116	48.380	+0.776	20.593	14.450	13.337	14	16:40:03.536	48.098	+0.289	20.426	14.223	13.449
7	16:34:25.883	47.767	+0.163	20.341	14.092	13.334	15	16:40:51.542	48.006	+0.197	20.446	14.145	13.415
8	16:35:13.616	47.733	+0.129	20.203	14.151	13.379	16	16:41:39.373	47.831	+0.022	20.352	14.102	13.377
9	16:36:01.389	47.773	+0.169	20.349	14.057	13.367	17	16:42:27.209	47.836	+0.027	20.326	14.070	13.440
10	16:36:49.180	47.791	+0.187	20.312	14.129	13.350	18	16:43:15.225	48.016	+0.207	20.511	14.101	13.404
11	16:37:37.065	47.885	+0.281	20.329	14.124	13.432	19	16:44:03.127	47.902	+0.093	20.369	14.096	13.437
12	16:38:24.669	47.604		20.208	14.089	13.307	20	16:44:51.428	48.301	+0.492	20.468	14.174	13.659
13	16:39:12.644	47.975	+0.371	20.232	14.187	13.556	<b>(12) Iliyan Yankov</b>						
14	16:40:02.251	49.607	+2.003	21.730	14.261	13.616	1	16:29:34.415	57.358	+9.872	24.352	18.844	14.162
15	16:40:50.491	48.240	+0.636	20.599	14.252	13.389	2	16:30:24.538	50.123	+2.637	21.898	14.742	13.483
16	16:41:38.333	47.842	+0.238	20.331	14.132	13.379	3	16:31:13.366	48.828	+1.342	20.829	14.502	13.497
17	16:42:26.011	47.678	+0.074	20.170	14.071	13.437	4	16:32:01.450	48.084	+0.598	20.483	14.330	13.271
18	16:43:13.765	47.754	+0.150	20.253	14.069	13.432	5	16:32:50.829	49.379	+1.893	20.884	14.537	13.958
19	16:44:01.593	47.828	+0.224	20.276	14.146	13.406	6	16:33:38.949	48.120	+0.634	20.558	14.151	13.411
20	16:44:49.817	48.224	+0.620	20.426	14.322	13.476	7	16:34:27.319	48.370	+0.884	20.853	14.221	13.296
<b>(51) Albin Stureson</b>						8	16:35:15.059	47.740	+0.254	20.374	14.133	13.233	
1	16:29:32.254	56.467	+8.882	25.439	16.956	14.072	9	16:36:03.023	47.964	+0.478	20.259	14.330	13.375
2	16:30:22.464	50.210	+2.625	21.560	14.996	13.654	10	16:36:50.509	47.486		20.193	14.023	13.270
3	16:31:11.192	48.728	+1.143	20.812	14.480	13.436	11	16:37:38.378	47.869	+0.383	20.472	14.076	13.483
4	16:31:59.692	48.500	+0.915	20.650	14.264	13.586	12	16:38:26.251	47.873	+0.387	20.205	14.312	13.356
5	16:32:49.639	49.947	+2.362	21.951	14.499	13.497	13	16:39:14.049	47.798	+0.312	20.448	14.059	13.291
6	16:33:37.899	48.260	+0.675	20.599	14.298	13.363	14	16:40:02.246	48.197	+0.711	20.543	14.206	13.448
7	16:34:25.645	47.746	+0.161	20.341	14.075	13.330	15	16:40:50.099	47.853	+0.367	20.384	14.161	13.308
8	16:35:13.741	48.096	+0.511	20.352	14.441	13.303	16	16:41:37.701	47.602	+0.116	20.224	14.062	13.316
9	16:36:01.997	48.256	+0.671	20.860	14.021	13.375	17	16:42:25.298	47.597	+0.111	20.180	14.094	13.323
10	16:36:49.591	47.594	+0.009	20.271	13.986	13.337	18	16:43:12.830	47.532	+0.046	20.150	14.149	13.233
11	16:37:37.339	47.748	+0.163	20.306	14.077	13.365	19	16:44:00.373	47.543	+0.057	20.190	14.089	13.264
12	16:38:24.924	47.585		20.281	13.999	13.305	20	16:44:48.108	47.735	+0.249	20.387	14.095	13.253
13	16:39:12.604	47.680	+0.095	20.253	14.051	13.376	<b>(90) Maurice Klein</b>						
14	16:40:03.282	50.678	+3.093	22.918	14.342	13.418	1	16:29:35.429	57.117	+9.593	24.552	17.954	14.611
15	16:40:51.159	47.877	+0.292	20.407	14.099	13.371	2	16:30:26.127	50.698	+3.174	22.138	14.805	13.755
16	16:41:38.804	47.645	+0.060	20.245	14.065	13.335							

Orbits

K-15802/26

M. Wagner

C. RÖBIGER

www.mylaps.com

Licensed to: MW Race Consulting

# ADAC Kartrennen Mülten

KZ2

Arena E Mülten 1,315 Km

Final

26.04.2026 16:05

Race (15:00 and 1 Laps) started at 16:28:33

Lap	Time of Day	Lap Tm	Diff	S1 Tm	S2 Tm	S3 Tm	Lap	Time of Day	Lap Tm	Diff	S1 Tm	S2 Tm	S3 Tm
3	16:31:14.914	<b>48.787</b>	+1.263	20.692	14.473	13.622	11	16:37:43.302	<b>48.195</b>	+0.321	20.444	14.186	13.565
4	16:32:03.747	<b>48.833</b>	+1.309	20.897	14.482	13.454	12	16:38:31.356	<b>48.054</b>	+0.180	20.483	14.142	13.429
5	16:32:52.075	<b>48.328</b>	+0.804	20.582	14.341	13.405	13	16:39:19.500	<b>48.144</b>	+0.270	20.452	14.204	13.488
6	16:33:41.563	<b>49.488</b>	+1.964	20.915	14.537	14.036	14	16:40:07.616	<b>48.116</b>	+0.242	20.507	14.098	13.511
7	16:34:29.966	<b>48.403</b>	+0.879	20.547	14.479	13.377	15	16:40:55.620	<b>48.004</b>	+0.130	20.387	14.107	13.510
8	16:35:18.376	<b>48.410</b>	+0.886	20.834	14.113	13.463	16	16:41:43.557	<b>47.937</b>	+0.063	20.417	<b>14.061</b>	13.459
9	16:36:06.222	<b>47.846</b>	+0.322	20.412	14.025	13.409	17	16:42:31.511	<b>47.954</b>	+0.080	20.385	14.075	13.494
10	16:36:53.833	<b>47.611</b>	+0.087	20.273	14.030	13.308	18	16:43:19.385	<b>47.874</b>		20.405	14.087	<b>13.382</b>
11	16:37:41.527	<b>47.694</b>	+0.170	20.261	14.075	13.358	19	16:44:07.331	<b>47.946</b>	+0.072	20.439	14.073	13.434
12	16:38:29.051	<b>47.524</b>		<b>20.178</b>	14.034	13.312	20	16:44:55.589	<b>48.258</b>	+0.384	20.639	14.105	13.514
13	16:39:17.197	<b>48.146</b>	+0.622	20.767	14.094	<b>13.285</b>							
14	16:40:05.419	<b>48.222</b>	+0.698	20.790	14.096	13.336							
15	16:40:53.465	<b>48.046</b>	+0.522	20.486	14.138	13.422							
16	16:41:41.249	<b>47.784</b>	+0.260	20.309	14.046	13.429							
17	16:42:28.892	<b>47.643</b>	+0.119	20.258	14.041	13.344							
18	16:43:16.458	<b>47.566</b>	+0.042	20.230	<b>14.020</b>	13.316							
19	16:44:04.482	<b>48.024</b>	+0.500	20.234	14.137	13.653							
20	16:44:53.149	<b>48.667</b>	+1.143	20.473	14.279	13.915							
<b>(5) Lukas Heim</b>													
1	16:29:33.499	<b>55.766</b>	+7.807	24.532	17.313	13.921							
2	16:30:23.234	<b>49.735</b>	+1.776	21.113	14.859	13.763							
3	16:31:12.065	<b>48.831</b>	+0.872	20.870	14.374	13.587							
4	16:32:00.475	<b>48.410</b>	+0.451	20.656	14.229	13.525							
5	16:32:48.817	<b>48.342</b>	+0.383	20.562	14.299	13.481							
6	16:33:36.776	<b>47.959</b>		<b>20.387</b>	14.114	13.458							
7	16:34:25.439	<b>48.663</b>	+0.704	21.031	14.176	<b>13.456</b>							
8	16:35:13.604	<b>48.165</b>	+0.206	20.447	14.150	13.568							
9	16:36:02.970	<b>49.366</b>	+1.407	21.294	14.602	13.470							
10	16:36:51.040	<b>48.070</b>	+0.111	20.504	<b>14.097</b>	13.469							
11	16:37:39.935	<b>48.895</b>	+0.936	20.631	14.703	13.561							
12	16:38:28.065	<b>48.130</b>	+0.171	20.421	14.152	13.557							
13	16:39:17.101	<b>49.036</b>	+1.077	21.369	14.140	13.527							
14	16:40:05.267	<b>48.166</b>	+0.207	20.494	14.159	13.513							
15	16:40:53.839	<b>48.572</b>	+0.613	20.815	14.256	13.501							
16	16:41:41.972	<b>48.133</b>	+0.174	20.478	14.163	13.492							
17	16:42:30.046	<b>48.074</b>	+0.115	20.448	14.137	13.489							
18	16:43:18.146	<b>48.100</b>	+0.141	20.406	14.132	13.562							
19	16:44:06.285	<b>48.139</b>	+0.180	20.441	14.162	13.536							
20	16:44:54.437	<b>48.152</b>	+0.193	20.461	14.146	13.545							
<b>(78) Paul Doktor</b>													
1	16:29:35.226	<b>57.402</b>	+9.402	24.957	17.922	14.523							
2	16:30:25.546	<b>50.320</b>	+2.320	21.724	14.853	13.743							
3	16:31:14.782	<b>49.236</b>	+1.236	20.809	14.819	13.608							
4	16:32:03.586	<b>48.804</b>	+0.804	20.837	14.427	13.540							
5	16:32:51.999	<b>48.413</b>	+0.413	20.573	14.387	13.483							
6	16:33:41.448	<b>49.449</b>	+1.449	21.117	14.666	13.666							
7	16:34:29.908	<b>48.460</b>	+0.460	20.540	14.385	13.535							
8	16:35:18.683	<b>48.775</b>	+0.775	20.811	14.483	13.481							
9	16:36:06.770	<b>48.087</b>	+0.087	20.490	14.175	13.422							
10	16:36:54.806	<b>48.036</b>	+0.036	20.493	<b>14.087</b>	13.456							
11	16:37:42.908	<b>48.102</b>	+0.102	20.469	14.178	13.455							
12	16:38:31.111	<b>48.203</b>	+0.203	20.554	14.111	13.538							
13	16:39:19.476	<b>48.365</b>	+0.365	20.515	14.215	13.635							
14	16:40:08.106	<b>48.630</b>	+0.630	20.808	14.398	13.424							
15	16:40:56.466	<b>48.360</b>	+0.360	20.561	14.301	13.498							
16	16:41:44.638	<b>48.172</b>	+0.172	<b>20.419</b>	14.267	13.486							
17	16:42:32.638	<b>48.000</b>		20.451	14.139	<b>13.410</b>							
18	16:43:20.836	<b>48.198</b>	+0.198	20.511	14.253	13.434							
19	16:44:09.195	<b>48.359</b>	+0.359	20.673	14.212	13.474							
20	16:44:57.933	<b>48.738</b>	+0.738	20.690	14.372	13.676							
<b>(66) Valentin Knoedel</b>													
1	16:29:36.168	<b>58.099</b>	+10.340	25.079	18.065	14.955							
2	16:30:27.447	<b>51.279</b>	+3.520	22.186	15.134	13.959							
3	16:31:18.077	<b>50.630</b>	+2.871	21.372	15.593	13.665							
4	16:32:07.399	<b>49.322</b>	+1.563	21.109	14.592	13.621							
5	16:32:56.209	<b>48.810</b>	+1.051	20.968	14.296	13.546							
6	16:33:44.491	<b>48.282</b>	+0.523	20.530	14.282	13.470							
7	16:34:32.495	<b>48.004</b>	+0.245	20.471	14.118	13.415							
8	16:35:20.737	<b>48.242</b>	+0.483	20.528	14.332	13.382							
9	16:36:09.783	<b>49.046</b>	+1.287	20.666	14.500	13.880							
10	16:36:57.828	<b>48.045</b>	+0.286	20.433	14.189	13.423							
11	16:37:45.903	<b>48.075</b>	+0.316	20.406	14.236	13.433							
12	16:38:34.065	<b>48.162</b>	+0.403	20.382	14.387	13.393							
13	16:39:21.889	<b>47.824</b>	+0.065	20.426	14.087	<b>13.311</b>							
14	16:40:09.864	<b>47.975</b>	+0.216	20.495	14.135	13.345							
15	16:40:58.047	<b>48.183</b>	+0.424	20.627	14.142	13.414							
16	16:41:46.043	<b>47.996</b>	+0.237	20.487	14.098	13.411							
17	16:42:33.802	<b>47.759</b>		<b>20.338</b>	<b>14.040</b>	13.381							
18	16:43:21.971	<b>48.169</b>	+0.410	20.598	14.159	13.412							
19	16:44:09.924	<b>47.953</b>	+0.194	20.515	14.100	13.338							
20	16:44:57.998	<b>48.074</b>	+0.315	20.462	14.152	13.460							
<b>(15) Morgan Knudsen</b>													
1	16:29:35.122	<b>58.498</b>	+10.833	24.566	19.342	14.590							
2	16:30:25.790	<b>50.668</b>	+3.003	22.181	14.817	13.670							
3	16:31:14.559	<b>48.769</b>	+1.104	20.650	14.628	13.491							
4	16:32:02.693	<b>48.134</b>	+0.469	20.431	14.274	13.429							
5	16:32:51.189	<b>48.496</b>	+0.831	20.426	14.200	13.870							
6	16:33:41.071	<b>49.882</b>	+2.217	21.719	14.512	13.651							
7	16:34:29.044	<b>47.973</b>	+0.308	20.342	14.125	13.506							
8	16:35:16.961	<b>47.917</b>	+0.252	<b>20.241</b>	14.231	13.445							
9	16:36:04.690	<b>47.729</b>	+0.064	20.263	14.162	<b>13.304</b>							
10	16:36:52.548	<b>47.858</b>	+0.193	20.339	14.109	13.410							
11	16:37:40.516	<b>47.968</b>	+0.303	20.392	14.175	13.401							
12	16:38:28.181	<b>47.665</b>		20.252	<b>14.104</b>	13.309							
13	16:39:16.285	<b>48.104</b>	+0.439	20.474	14.175	13.455							
14	16:40:04.242	<b>47.957</b>	+0.292	20.409	14.162	13.386							
15	16:40:52.213	<b>47.971</b>	+0.306	20.393	14.191	13.387							
16	16:41:40.158	<b>47.945</b>	+0.280	20.359	14.208	13.378							
17	16:42:28.126	<b>47.968</b>	+0.303	20.361	14.172	13.435							
18	16:43:16.140	<b>48.014</b>	+0.349	20.453	14.168	13.393							

Orbits

K-15802/26

M. Wagner

C. RÖBINGER

www.mylaps.com

Licensed to: MW Race Consulting

# ADAC Kartrennen Mülsen

KZ2

Arena E Mülsen 1,315 Km

Final

26.04.2026 16:05

Race (15:00 and 1 Laps) started at 16:28:33

Lap	Time of Day	Lap Tm	Diff	S1 Tm	S2 Tm	S3 Tm
19	16:44:04.764	<b>48.624</b>	+0.959	20.362	14.235	14.027
20	16:44:53.643	<b>48.879</b>	+1.214	20.364	14.305	14.210
<b>(27) Dino Carlsson</b>						
1	16:29:34.123	<b>57.737</b>	+9.945	24.654	18.800	14.283
2	16:30:24.491	<b>50.368</b>	+2.576	21.913	14.876	13.579
3	16:31:13.183	<b>48.692</b>	+0.900	20.654	14.492	13.546
4	16:32:01.416	<b>48.233</b>	+0.441	20.543	14.236	13.454
5	16:32:51.041	<b>49.625</b>	+1.833	20.768	14.543	14.314
6	16:33:40.383	<b>49.342</b>	+1.550	21.502	14.331	13.509
7	16:34:28.455	<b>48.072</b>	+0.280	20.497	14.106	13.469
8	16:35:16.247	<b>47.792</b>		<b>20.283</b>	<b>14.080</b>	13.429
9	16:36:04.349	<b>48.102</b>	+0.310	20.440	14.117	13.545
10	16:36:52.392	<b>48.043</b>	+0.251	20.330	14.209	13.504
11	16:37:40.716	<b>48.324</b>	+0.532	20.431	14.529	13.364
12	16:38:28.757	<b>48.041</b>	+0.249	20.400	14.164	13.477
13	16:39:18.090	<b>49.333</b>	+1.541	21.638	14.294	13.401
14	16:40:06.130	<b>48.040</b>	+0.248	20.416	14.199	13.425
15	16:40:54.175	<b>48.045</b>	+0.253	20.449	14.188	13.408
16	16:41:42.392	<b>48.217</b>	+0.425	20.525	14.288	13.404
17	16:42:30.394	<b>48.002</b>	+0.210	20.542	14.115	<b>13.345</b>
18	16:43:18.570	<b>48.176</b>	+0.384	20.434	14.340	13.402
19	16:44:06.600	<b>48.030</b>	+0.238	20.457	14.111	13.462
20	16:44:56.210	<b>49.610</b>	+1.818	21.790	14.330	13.490

Lap	Time of Day	Lap Tm	Diff	S1 Tm	S2 Tm	S3 Tm
<b>(83) Max Hezel</b>						
1	16:29:36.230	<b>57.168</b>	+9.007	24.565	17.888	14.715
2	16:30:27.155	<b>50.925</b>	+2.764	22.031	14.925	13.969
3	16:31:17.200	<b>50.045</b>	+1.884	21.495	14.872	13.678
4	16:32:06.068	<b>48.868</b>	+0.707	20.959	14.245	13.664
5	16:32:54.426	<b>48.358</b>	+0.197	20.555	14.239	13.564
6	16:33:42.682	<b>48.256</b>	+0.095	20.516	14.226	<b>13.514</b>
7	16:34:30.843	<b>48.161</b>		<b>20.462</b>	14.136	13.563
8	16:35:19.532	<b>48.689</b>	+0.528	20.592	14.534	13.563
9	16:36:07.735	<b>48.203</b>	+0.042	20.508	14.164	13.531
10	16:36:55.971	<b>48.236</b>	+0.075	20.585	<b>14.130</b>	13.521
11	16:37:44.299	<b>48.328</b>	+0.167	20.542	13.543	13.543
12	16:38:32.871	<b>48.572</b>	+0.411	20.756	14.223	13.593
13	16:39:21.424	<b>48.553</b>	+0.392	20.782	14.223	13.548
14	16:40:09.738	<b>48.314</b>	+0.153	20.528	14.237	13.549
15	16:40:58.576	<b>48.838</b>	+0.677	20.636	14.621	13.581
16	16:41:47.280	<b>48.704</b>	+0.543	20.536	14.534	13.634
17	16:42:35.732	<b>48.452</b>	+0.291	20.482	14.300	13.670
18	16:43:24.390	<b>48.658</b>	+0.497	20.914	14.214	13.530
19	16:44:12.765	<b>48.375</b>	+0.214	20.472	14.325	13.578
20	16:45:01.229	<b>48.464</b>	+0.303	20.578	14.204	13.682

Lap	Time of Day	Lap Tm	Diff	S1 Tm	S2 Tm	S3 Tm
<b>(76) Matthy Vandebroek</b>						
1	16:29:29.242	<b>54.032</b>	+6.358	24.796	15.395	13.841
2	16:30:20.197	<b>50.955</b>	+3.281	21.282	15.402	14.271
3	16:31:08.985	<b>48.788</b>	+1.114	20.884	14.381	13.523
4	16:31:58.101	<b>49.116</b>	+1.442	20.961	14.658	13.497
5	16:32:46.069	<b>47.968</b>	+0.294	20.451	14.102	13.415
6	16:33:33.774	<b>47.705</b>	+0.031	20.285	14.040	13.380
7	16:34:21.546	<b>47.772</b>	+0.098	20.330	14.016	13.426
8	16:35:09.431	<b>47.885</b>	+0.211	20.533	14.001	13.351
9	16:35:57.126	<b>47.695</b>	+0.021	20.199	<b>13.993</b>	13.503
10	16:36:45.407	<b>48.281</b>	+0.607	20.742	14.096	13.443
11	16:37:33.144	<b>47.737</b>	+0.063	20.331	13.997	13.409
12	16:38:20.855	<b>47.711</b>	+0.037	20.285	14.085	<b>13.341</b>
13	16:39:08.529	<b>47.674</b>		<b>20.239</b>	14.075	13.360
14	16:39:56.209	<b>47.680</b>	+0.006	<b>20.196</b>	14.037	13.447
15	16:40:44.007	<b>47.798</b>	+0.124	20.345	14.082	13.371
16	16:41:32.389	<b>48.382</b>	+0.708	20.325	14.566	13.491
17	16:42:20.478	<b>48.089</b>	+0.415	20.368	14.187	13.534
18	16:43:08.255	<b>47.777</b>	+0.103	20.323	14.091	13.363
19	16:43:56.544	<b>48.289</b>	+0.615	20.441	14.415	13.433

Lap	Time of Day	Lap Tm	Diff	S1 Tm	S2 Tm	S3 Tm
<b>(4) Kevin Wagner</b>						
1	16:29:31.022	<b>54.795</b>	+7.311	23.875	16.915	14.005
2	16:30:21.206	<b>50.184</b>	+2.700	21.638	14.858	13.688
3	16:31:10.048	<b>48.842</b>	+1.358	20.835	14.507	13.500
4	16:31:58.753	<b>48.705</b>	+1.221	20.515	14.611	13.579
5	16:32:47.171	<b>48.418</b>	+0.934	20.497	14.596	13.325

Lap	Time of Day	Lap Tm	Diff	S1 Tm	S2 Tm	S3 Tm
6	16:33:35.232	<b>48.061</b>	+0.577	20.522	14.178	13.361
7	16:34:23.051	<b>47.819</b>	+0.335	20.358	14.098	13.363
8	16:35:10.622	<b>47.571</b>	+0.087	20.252	14.007	13.312
9	16:35:58.596	<b>47.974</b>	+0.490	20.348	13.985	13.641
10	16:36:46.342	<b>47.746</b>	+0.262	20.305	14.093	13.348
11	16:37:34.222	<b>47.880</b>	+0.396	20.528	14.042	<b>13.310</b>
12	16:38:21.960	<b>47.738</b>	+0.254	20.389	14.001	13.348
13	16:39:09.444	<b>47.484</b>		<b>20.165</b>	<b>13.976</b>	13.343
14	16:39:57.210	<b>47.766</b>	+0.282	20.331	14.022	13.413
15	16:40:45.307	<b>48.097</b>	+0.613	20.466	14.301	13.330
16	16:41:33.001	<b>47.694</b>	+0.210	20.292	14.011	13.391
17	16:42:20.616	<b>47.615</b>	+0.131	20.296	14.001	13.318
18	16:43:08.409	<b>47.793</b>	+0.309	20.326	14.116	13.351
19	16:43:56.792	<b>48.383</b>	+0.899	20.363	14.558	13.462

Lap	Time of Day	Lap Tm	Diff	S1 Tm	S2 Tm	S3 Tm
<b>(9) Simon Billman</b>						
1	16:29:27.703	<b>52.530</b>	+5.181	23.785	15.064	13.681
2	16:30:18.212	<b>50.509</b>	+3.160	21.470	15.339	13.700
3	16:31:07.098	<b>48.886</b>	+1.537	20.583	15.030	13.273
4	16:31:55.274	<b>48.176</b>	+0.827	20.514	14.340	13.322
5	16:32:43.186	<b>47.912</b>	+0.563	20.282	14.275	13.355
6	16:33:31.136	<b>47.950</b>	+0.601	20.613	14.029	13.308
7	16:34:18.570	<b>47.434</b>	+0.085	20.111	14.012	13.311
8	16:35:05.919	<b>47.349</b>		20.156	14.003	<b>13.190</b>
9	16:35:53.393	<b>47.474</b>	+0.125	20.247	<b>13.965</b>	13.262
10	16:36:40.824	<b>47.431</b>	+0.082	<b>20.077</b>	14.087	13.267
11	16:37:28.588	<b>47.764</b>	+0.415	20.462	14.022	13.280
12	16:38:16.049	<b>47.461</b>	+0.112	20.110	14.053	13.298
13	16:39:04.213	<b>48.164</b>	+0.815	20.083	14.057	14.024
14	16:39:53.972	<b>49.759</b>	+2.410	20.687	14.971	14.101

Lap	Time of Day	Lap Tm	Diff	S1 Tm	S2 Tm	S3 Tm
<b>(33) Pavel Vimmer</b>						
1	16:29:27.990	<b>52.826</b>	+5.442	24.103	14.960	13.763
2	16:30:19.007	<b>51.017</b>	+3.633	21.486	15.182	14.349
3	16:31:07.777	<b>48.770</b>	+1.386	20.967	14.444	13.359
4	16:31:57.756	<b>49.979</b>	+2.595	21.780	14.827	13.372
5	16:32:45.495	<b>47.739</b>	+0.355	20.445	14.046	13.248
6	16:33:33.066	<b>47.571</b>	+0.187	20.303	14.038	13.230
7	16:34:20.651	<b>47.585</b>	+0.201	20.287	14.053	13.245
8	16:35:08.393	<b>47.742</b>	+0.358	20.419	14.089	13.234
9	16:35:55.851	<b>47.458</b>	+0.074	20.231	<b>14.031</b>	13.196
10	16:36:43.568	<b>47.717</b>	+0.333	20.385	14.132	13.200
11	16:37:30.952	<b>47.384</b>		<b>20.130</b>	14.061	<b>13.193</b>
12	16:38:18.395	<b>47.443</b>	+0.059	20.192	14.041	13.210
13	16:39:05.974	<b>47.579</b>	+0.195	20.240	14.045	13.294
14	16:39:54.019	<b>48.045</b>	+0.661	20.435	14.136	13.474

Lap	Time of Day	Lap Tm	Diff	S1 Tm	S2 Tm	S3 Tm
<b>(35) Moritz Schwing</b>						
1	16:29:35.569	<b>57.756</b>	+9.715	25.254	17.989	14.513
2	16:30:26.790	<b>51.221</b>	+3.180	22.137	15.174	13.910
3	16:31:17.926	<b>51.136</b>	+3.095	21.706	15.750	13.680
4	16:32:07.036	<b>49.110</b>	+1.069	20.948	14.510	13.652
5	16:32:55.592	<b>48.556</b>	+0.515	20.670	14.417	13.469
6	16:33:44.045	<b>48.453</b>	+0.412	20.603	14.338	13.512
7	16:34:32.242	<b>48.197</b>	+0.15			

KZ2			Mülsen 26. Apr		Ampfing 12. Jul		Kerpen 09. Aug		Wackersdorf 04. Okt		Points total
Pos	Nr.	Name Competitor	QH	SH FIN	QH	SH FIN	QH	SH FIN	QH	SH FIN	
1	7	Emanuel Mai Solgat Motorsport	19	22 50	-	-	-	-	-	-	91
2	6	Matej Preuss Formula K SRP Factory Team	22	25 44	-	-	-	-	-	-	91
3	14	Eric Wess Christian Wess	17	17 38	-	-	-	-	-	-	72
4	32	Kevin Lantinga TB Racing Team	15	19 34	-	-	-	-	-	-	68
5	85	Oliver Städtler Formula K SRP Factory Team	25	13 23	-	-	-	-	-	-	61
6	77	Felix Wischlitzki RS-Motorsport	13	11 26	-	-	-	-	-	-	50
7	64	Marc Gerstenkorn Mach1 Motorsport	2	9 30	-	-	-	-	-	-	41
8	22	Carl Luthardt Kartshop Ampfing	1	15 10	-	-	-	-	-	-	26
9	68	Rick Hartmann Rick Hartmann	0	4 18	-	-	-	-	-	-	22
10	19	Luis Esser Mach1 Motorsport	5	0 14	-	-	-	-	-	-	19
11	12	Iliyan Yankov Formula K SRP Factory Team	6	2 8	-	-	-	-	-	-	16
12	13	Alexander Richter Alexander Richter	9	3 4	-	-	-	-	-	-	16
13	15	Morgan Knudsen Kartshop Ampfing	11	5 0	-	-	-	-	-	-	16
14	23	Oskar Steinbach Kartshop Ampfing	7	7 0	-	-	-	-	-	-	14
15	4	Kevin Wagner TB Racing Team	4	6 0	-	-	-	-	-	-	10
16	5	Lukas Heim ADAC OC Winnenden e.V.	3	0 6	-	-	-	-	-	-	9
17	78	Paul Doktor CRG Deutschland	0	1 2	-	-	-	-	-	-	3
18	66	Valentin Knoedel Formula K SRP Factory Team	0	0 1	-	-	-	-	-	-	1
19	83	Max Hezel CV Performance Group X JP Motorsport	0	0 0	-	-	-	-	-	-	0
20	10	Viggo Rasmussen Kartshop Ampfing	0	0 -	-	-	-	-	-	-	0
21	60	Maximilian Eigner AMC-Ehingen e.V.	0	0 -	-	-	-	-	-	-	0
22	17	Felix Schmidt Mach1 Motorsport	0	0 -	-	-	-	-	-	-	0
23	79	Hannes Ehninger AMC-Ehingen e.V.	0	0 -	-	-	-	-	-	-	0

QH=Ranking after heats, SH=Final Intermediate Classification, FIN=Final

## DKM - KZ2

Pos	Nr.	Name Competitor	Mariembourg 20. Apr		Mülsen 01. Jun		Ampfing 27. Jul		Kerpen 17. Aug		Points total
			QH	SH	QH	SH	QH	SH	QH	SH	
			FIN		FIN		FIN		FIN		
24	84	Ben Keller CV Performance Group X JP Motorsport	0	0	-	-	-	-	-	-	0
25	16	Tim Halver CRG Deutschland	0	0	-	-	-	-	-	-	0
26	24	Noah Kaltenbach Solgat Motorsport	0	0	-	-	-	-	-	-	0
27	11	Julian Bub Dörr Motorsport	0	0	-	-	-	-	-	-	0

QH=Ranking after heats, SH=Final Intermediate Classification, FIN=Final